

# TOUGH GUN® TA3

## Robotic Air-Cooled MIG Gun

Issued April 2024 • Index No. TA3/5.7

**MIG (GMAW)**  
Robotic Welding 

### Quick Specs

#### Duty Cycle Rating

100%: 350 amp with Mixed Gases  
*Ratings are based on tests that comply with IEC 60974-7 standards*

#### Processes

MIG (GMAW) Welding

#### Robots

ABB®, COMAU®, FANUC®,  
Kawasaki®, KUKA®, Yaskawa® Motoman®,  
OTC Daihen®, Nachi®, Panasonic®


- Re-engineered neck clamp improves durability and consistency of clamping force
- Additional standard neck options expand the tool center point options and variety of working envelopes
- Direct replacement for TOUGH GUN® ThruArm™ G1 series robotic MIG guns
- Available as a complete package — from the power pin to the contact tip
- Wire brake, air blast and TOUGH GUN I.C.E.® technology are available options for select models

Designed with our unique and durable LSR+ (low-stress robotic) uncable, TOUGH GUN® TA3 robotic air-cooled MIG guns feed through the robot arm and provide outstanding precision and reliability.

Conventional style uncables typically come with a connection that limits rotational capabilities and produces torsional stress in on the cable. Unlike conventional uncables, the LSR+ incorporates a rotating power connection that reduces this stress during rotation. Additionally, a protective external conduit contributes to cable longevity by shielding components from harsh welding environments.



LSR+ Uncable with SmoothTurn™ Technology (not visible) to maximize production uptime



Re-engineered neck clamp improves durability and consistency of clamping force

Features a precision-engineered keyway system for accurate alignment and quick replacement

Additional standard neck options

Compatible with AccuLock™ R consumables or TOUGH LOCK® consumables

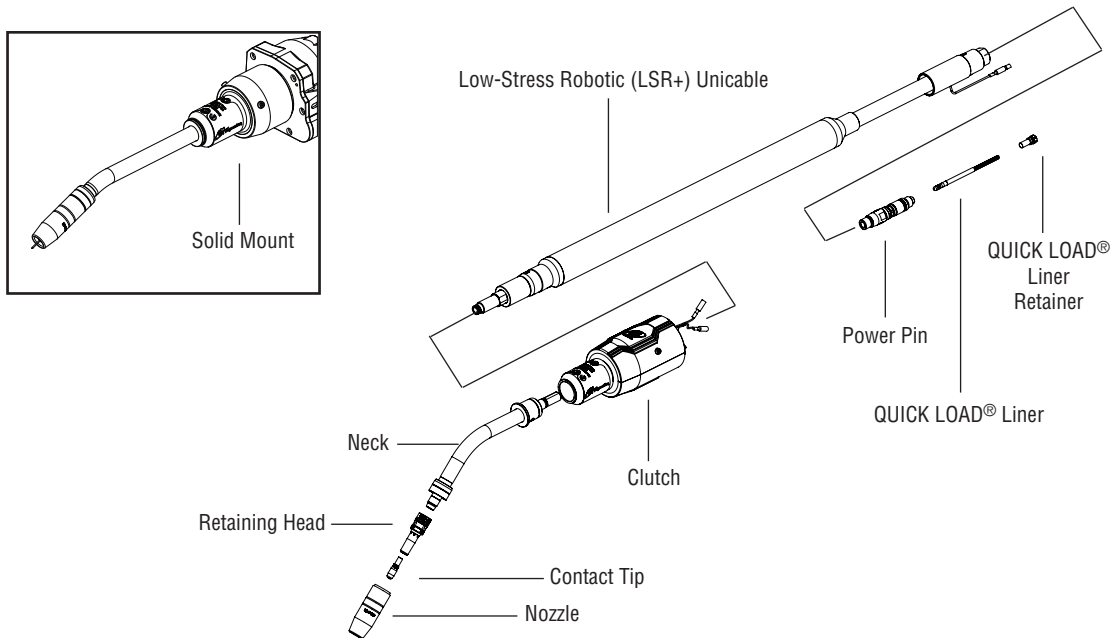


Tregaskiss  
2570 North Talbot Road  
Windsor, Ontario N0R 1L0  
Canada

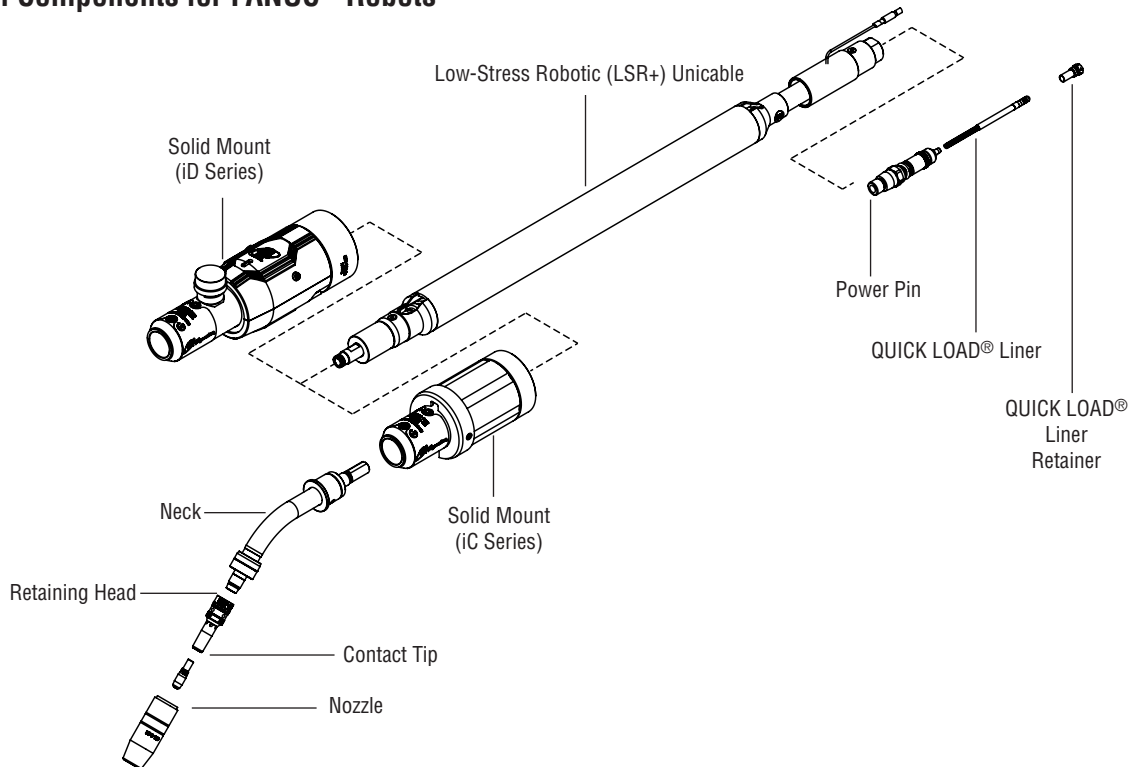
Phone: 1-855-MIGWELD (644-9353) (US & Canada)  
+1-519-737-3000 (International)  
Fax: 519-737-1530  
For more information, visit us at [Tregaskiss.com](http://Tregaskiss.com)

# System Components

## System Components for all Robots excluding FANUC® Robots



## System Components for FANUC® Robots



## Specifications

Through-Arm Robotic Articulation Limits for LSR+ Unicables

Axis	Articulation Limit
5	+/- 90°
4+6	+/- 270°

**NOTE:** Any articulation beyond these limits is considered abuse of the cable and will accelerate LSR+ uncable wear.

## Know Your Options

### What's the difference between clutch and solid mount?

A clutch mount is designed to trigger an emergency stop in the event of a robotic collision, whereas a solid mount is not equipped with this functionality. Although many of today's robots are equipped with independent collision detection software and may not require this functionality in a robotic MIG gun, this option is sometimes selected during gun configuration as an additional safeguard.

### Wire Brake

Wire brake holds wire to a consistent stick out to allow a repeatable tool center point (TCP) for touch sensing / seam tracking while the torch articulates. Selecting the wire brake option when configuring a gun will impact TCP. 40-60 psi maximum air supply is required for proper operation. Wire brake is available for wire sizes between 0.030" and 1/16", and requires the use of a jump liner (for use with conventional liners). This option is not compatible with QUICK LOAD® Liners or the QUICK LOAD Liner AutoLength™ System.

### AccuLock™ R Consumables



Eliminate contact tip cross-threading issues with AccuLock R Consumables. These new consumables are designed for increased tip life, which can reduce replacement

frequency and related downtime. AccuLock HDP Contact Tips can increase life by an additional 6-10x longer in pulse welding applications. And in most cases, your current tip and diffuser can be replaced with no impact to Tool Center Point (TCP), making this upgrade low effort, low risk, and high payoff.

### Air Blast

Air blast utilizes compressed shop air to clear loose debris from front-end consumables thereby reducing the frequency of nozzle cleaning. 80-100 psi maximum air supply required for proper operation. This option is not available for TOUGH GUN® TA3 Robotic Air-Cooled MIG Guns for FANUC® robots equipped with TOUGH GUN I.C.E.® Technology.

### TOUGH GUN I.C.E.® Technology

This technology boosts the duty cycle of our already highly robust air-cooled TOUGH GUN MIG Guns by providing water-cooled benefits through our I.C.E. (Integrated Cooling Enhancer) component. This component circulates water at the nozzle, keeping TOUGH LOCK® Consumables running cooler and lasting longer. In the TOUGH GUN TA3 Robotic MIG Gun Series, this option is available only for FANUC® and ABB® robots. TOUGH GUN I.C.E. Technology is not compatible with TOUGH ACCESS™ Consumables.

### QUICK LOAD® Liners



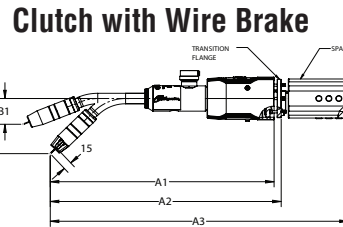
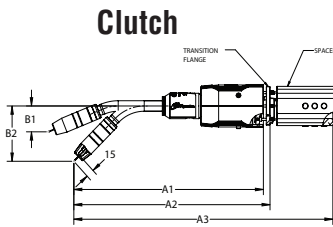
The QUICK LOAD Liner System loads from the front of the MIG gun, and requires less than half the time and effort for replacement when compared with conventional liners. These liners interface with a QUICK LOAD Liner Retainer that is seated within the power pin of the gun on first use. QUICK LOAD Liners come standard on TOUGH GUN® Robotic MIG Guns unless wire brake is a selected option.

Available for wire sizes between 0.023" and 3/32" and in lengths of up to 15 feet for robotic applications.

# Gun Configurations

**NOTE:** For Center Of Mass information, please visit [Tregaskiss.com/TA3](http://Tregaskiss.com/TA3)

## Standard Configurations – Clutch

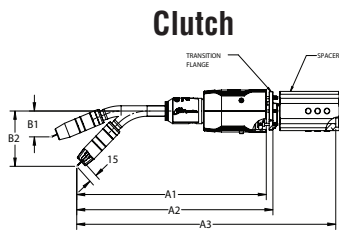


Robot	Model	Neck	Neck Angle	Clutch					Clutch with Wire Brake				
				TCP (mm)					TCP (mm)				
				A1	A2	A3	B1	B2	A1	A2	A3	B1	B2
COMAU®	Smart5 Arc6	405-22QC	22	-	414	-	47	-	-	451	-	47	-
		405-22QCL	22	-	472	-	47	-	-	509	-	47	-
		405-22QCL1	22	-	527	-	47	-	-	564	-	47	-
		405-45QC	45	-	367	-	-	100	-	403	-	-	100
		405-45QCL	45	-	414	-	-	120	-	451	-	-	120
		405-45QCL1	45	-	469	-	-	120	-	506	-	-	120
		405-45QCL2	45	-	519	-	-	120	-	556	-	-	120
Kawasaki®	BA006N, BA006L	405-22QC	22	-	-	488	47	-	-	525	47	-	
		405-22QCL	22	-	-	545	47	-	-	582	47	-	
		405-22QCL1	22	-	-	601	47	-	-	638	47	-	
		405-45QC	45	-	-	440	-	100	-	477	-	100	
		405-45QCL	45	-	-	487	-	120	-	524	-	120	
		405-45QCL1	45	-	-	542	-	120	-	579	-	120	
KUKA®	KR 5 HW, KR 16 L8 HW	405-22QC	22	403	-	-	47	-	440	-	-	47	-
		405-22QCL	22	461	-	-	47	-	498	-	-	47	-
		405-22QCL1	22	516	-	-	47	-	553	-	-	47	-
		405-45QC	45	355	-	-	-	100	391	-	-	-	100
		405-45QCL	45	402	-	-	-	120	438	-	-	-	120
		405-45QCL1	45	458	-	-	-	120	493	-	-	-	120
		405-45QCL2	45	508	-	-	-	120	543	-	-	-	120
KUKA	KR 16 arc HW	405-22QC	22	-	414	-	47	-	-	451	-	47	-
		405-22QCL	22	-	473	-	47	-	-	509	-	47	-
		405-22QCL1	22	-	527	-	47	-	-	564	-	47	-
		405-45QC	45	-	367	-	-	100	-	403	-	-	100
		405-45QCL	45	-	414	-	-	120	-	450	-	-	120
		405-45QCL1	45	-	469	-	-	120	-	506	-	-	120
		405-45QCL2	45	-	519	-	-	120	-	556	-	-	120
KUKA	KR8 R1420HW, KR8 R1620HW, KR8 R2100HW, KR6 R1820HW	405-22QC	22	-	-	516	47	-	-	553	47	-	
		405-22QCL	22	-	-	574	47	-	-	611	47	-	
		405-22QCL1	22	-	-	629	47	-	-	666	47	-	
		405-45QC	45	-	-	469	-	100	-	505	-	100	
		405-45QCL	45	-	-	516	-	120	-	553	-	120	
		405-45QCL1	45	-	-	571	-	120	-	608	-	120	
Yaskawa® Motoman®	All models except MA1440, AR1440, MH12, MA2010, AR2010, MA3120, AR3120, MH24 and AR1730	405-22QC	22	403	-	-	47	-	440	-	-	47	-
		405-22QCL	22	461	-	-	47	-	498	-	-	47	-
		405-22QCL1	22	516	-	-	47	-	553	-	-	47	-
		405-45QC	45	355	-	-	-	100	392	-	-	-	100
		405-45QCL	45	402	-	-	-	120	439	-	-	-	120
		405-45QCL1	45	458	-	-	-	120	495	-	-	-	120
		405-45QCL2	45	508	-	-	-	120	545	-	-	-	120

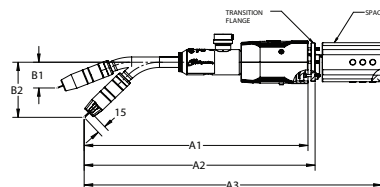
# Gun Configurations (Continued)

**NOTE:** For Center Of Mass information, please visit [Tregaskiss.com/TA3](http://Tregaskiss.com/TA3)

## Standard Configurations – Clutch (Continued)



## Clutch with Wire Brake



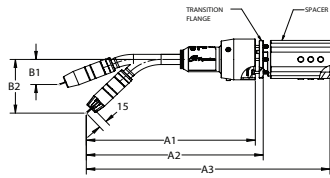
Robot	Model	Neck	Neck Angle	Clutch					Clutch with Wire Brake				
				TCP (mm)					TCP (mm)				
				A1	A2	A3	B1	B2	A1	A2	A3	B1	B2
Yaskawa® Motoman®	MA1440, AR1440, MH12, MA2010, AR2010, MA3120, AR3120, MH24, AR1730	405-22QC	22	-	-	508	47	-	-	-	545	47	-
		405-22QCL	22	-	-	566	47	-	-	-	603	47	-
		405-22QCL1	22	-	-	621	47	-	-	-	658	47	-
		405-45QC	45	-	-	460	-	100	-	-	497	-	100
		405-45QCL	45	-	-	507	-	120	-	-	544	-	120
		405-45QCL1	45	-	-	563	-	120	-	-	600	-	120
		405-45QCL2	45	-	-	613	-	120	-	-	649	-	120
OTC Daihen®	AX-V4, AX-V4L	405-22QC	22	403	-	-	47	-	439	-	-	47	-
		405-22QCL	22	461	-	-	47	-	497	-	-	47	-
		405-22QCL1	22	516	-	-	47	-	552	-	-	47	-
		405-45QC	45	355	-	-	-	100	391	-	-	-	100
		405-45QCL	45	402	-	-	-	120	439	-	-	-	120
		405-45QCL1	45	458	-	-	-	120	494	-	-	-	120
		405-45QCL2	45	508	-	-	-	120	554	-	-	-	120
OTC Daihen / Nachi®	OTC Daihen: All B4, All B4L, FD B4, FD B4L  Nachi: NB04, NB04L	405-22QC	22	-	413	-	47	-	-	449	-	47	-
		405-22QCL	22	-	471	-	47	-	-	507	-	47	-
		405-22QCL1	22	-	526	-	47	-	-	563	-	47	-
		405-45QC	45	-	365	-	-	100	-	402	-	-	100
		405-45QCL	45	-	412	-	-	120	-	449	-	-	120
		405-45QCL1	45	-	467	-	-	120	-	504	-	-	120
OTC Daihen / Nachi	OTC Daihen: FD B6, FD B6L  Nachi: NB6, NB6L	405-22QC	22	-	-	503	47	-	-	-	540	47	-
		405-22QCL	22	-	-	561	47	-	-	-	597	47	-
		405-22QCL1	22	-	-	616	47	-	-	-	653	47	-
		405-45QC	45	-	-	455	-	100	-	-	492	-	100
		405-45QCL	45	-	-	502	-	120	-	-	539	-	120
		405-45QCL1	45	-	-	557	-	120	-	-	594	-	120
Panasonic®	TB1800WGIII	405-22QC	22	403	-	-	47	-	440	-	-	47	-
		405-22QCL	22	461	-	-	47	-	498	-	-	47	-
		405-22QCL1	22	516	-	-	47	-	553	-	-	47	-
		405-45QC	45	355	-	-	-	100	392	-	-	-	100
		405-45QCL	45	402	-	-	-	120	439	-	-	-	120
		405-45QCL1	45	458	-	-	-	120	495	-	-	-	120
Panasonic	TM-1100, TM-1400, TM-1600, TM-1800, TM-2000	405-22QC	22	-	-	471	47	-	-	-	508	47	-
		405-22QCL	22	-	-	529	47	-	-	-	566	47	-
		405-22QCL1	22	-	-	584	47	-	-	-	621	47	-
		405-45QC	45	-	-	423	-	100	-	-	460	-	100
		405-45QCL	45	-	-	470	-	120	-	-	507	-	120
		405-45QCL1	45	-	-	526	-	120	-	-	563	-	120
		405-45QCL2	45	-	-	576	-	120	-	-	613	-	120

# Gun Configurations (Continued)

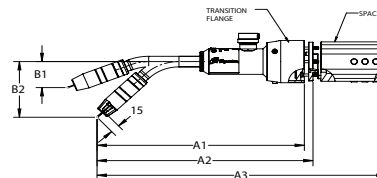
**NOTE:** For Center Of Mass information, please visit [Tregaskiss.com/TA3](http://Tregaskiss.com/TA3)

## Standard Configurations – Solid Mount

**Solid Mount**



**Solid Mount with Wire Brake**

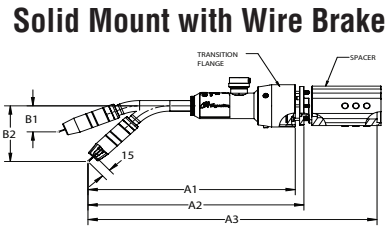
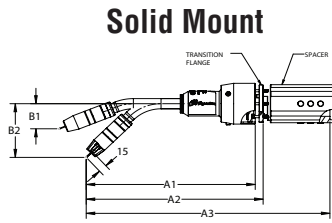


Robot	Model	Neck	Neck Angle	Solid Mount					Solid Mount with Wire Brake				
				TCP (mm)					TCP (mm)				
				A1	A2	A3	B1	B2	A1	A2	A3	B1	B2
ABB®	IRB1600ID, IRB1520ID	405-22QC	22	-	356	-	47	-	-	392	-	47	-
		405-22QCL	22	-	414	-	47	-	-	450	-	47	-
		405-22QCL1	22	-	470	-	47	-	-	505	-	47	-
		405-45QC	45	-	309	-	-	100	-	345	-	-	100
		405-45QCL	45	-	356	-	-	120	-	392	-	-	120
		405-45QCL1	45	-	411	-	-	120	-	447	-	-	120
		405-45QCL2	45	-	461	-	-	120	-	497	-	-	120
ABB	IRB2600ID, IRB1660ID	405-22QC	22	-	359	-	47	-	-	395	-	47	-
		405-22QCL	22	-	417	-	47	-	-	453	-	47	-
		405-22QCL1	22	-	472	-	47	-	-	508	-	47	-
		405-45QC	45	-	309	-	-	100	-	347	-	-	100
		405-45QCL	45	-	356	-	-	120	-	394	-	-	120
		405-45QCL1	45	-	411	-	-	120	-	450	-	-	120
		405-45QCL2	45	-	461	-	-	120	-	500	-	-	120
FANUC®	100iC, 100iC-12, 100iC-6L, 100iC-7L, 100iC-8L, 120iC, 120iC-10L, 120iC-12L, M10iA-6L, M10iA-7L, M10iA-12	405-22QC	22	-	-	386	47	-	-	-	421	47	-
		405-22QCL	22	-	-	443	47	-	-	-	479	47	-
		405-22QCL1	22	-	-	499	47	-	-	-	534	47	-
		405-45QC	45	-	-	338	-	100	-	-	373	-	100
		405-45QCL	45	-	-	385	-	120	-	-	420	-	120
		405-45QCL1	45	-	-	440	-	120	-	-	475	-	120
		405-45QCL2	45	-	-	490	-	120	-	-	525	-	120
FANUC	100iD, 100iD-12, 100iD-8L, 100iD-10L, 120iD, 120iD-12L	405-22QC	22	-	-	461	47	-	-	-	461	47	-
		405-22QCL	22	-	-	519	47	-	-	-	519	47	-
		405-22QCL1	22	-	-	574	47	-	-	-	574	47	-
		405-45QC	45	-	-	413	-	100	-	-	413	-	100
		405-45QCL	45	-	-	460	-	120	-	-	460	-	120
		405-45QCL1	45	-	-	516	-	120	-	-	516	-	120
		405-45QCL2	45	-	-	566	-	120	-	-	566	-	120
Kawasaki®	BA006N, BA006L	405-22QC	22	-	-	432	47	-	-	-	467	47	-
		405-22QCL	22	-	-	489	47	-	-	-	525	47	-
		405-22QCL1	22	-	-	545	47	-	-	-	580	47	-
		405-45QC	45	-	-	384	-	100	-	-	420	-	100
		405-45QCL	45	-	-	431	-	120	-	-	467	-	120
		405-45QCL1	45	-	-	486	-	120	-	-	522	-	120
		405-45QCL2	45	-	-	536	-	120	-	-	572	-	120
Kawasaki	BA013N, BA013L	405-22QC	22	-	-	450	47	-	-	-	-	-	-
		405-22QCL	22	-	-	507	47	-	-	-	-	-	-
		405-22QCL1	22	-	-	563	47	-	-	-	-	-	-
		405-45QC	45	-	-	402	-	101	-	-	-	-	-
		405-45QCL	45	-	-	449	-	121	-	-	-	-	-
		405-45QCL1	45	-	-	504	-	121	-	-	-	-	-
		405-45QCL2	45	-	-	554	-	121	-	-	-	-	-

# Gun Configurations (Continued)

**NOTE:** For Center Of Mass information, please visit [Tregaskiss.com/TA3](http://Tregaskiss.com/TA3)

## Standard Configurations – Solid Mount (Continued)



Robot	Model	Neck	Neck Angle	Solid Mount					Solid Mount with Wire Brake				
				TCP (mm)					TCP (mm)				
				A1	A2	A3	B1	B2	A1	A2	A3	B1	B2
KUKA®	KR5 HW, KR16 L8 HW	405-22QC	22	346	-	-	47	-	383	-	-	47	-
		405-22QCL	22	405	-	-	47	-	441	-	-	47	-
		405-22QCL1	22	460	-	-	47	-	496	-	-	47	-
		405-45QC	45	299	-	-	-	100	335	-	-	-	100
		405-45QCL	45	346	-	-	-	120	382	-	-	-	120
		405-45QCL1	45	402	-	-	-	120	437	-	-	-	120
		405-45QCL2	45	452	-	-	-	120	487	-	-	-	120
KUKA	KR16 arc HW	405-22QC	22	-	358	-	47	-	-	394	-	47	-
		405-22QCL	22	-	416	-	47	-	-	452	-	47	-
		405-22QCL1	22	-	471	-	47	-	-	507	-	47	-
		405-45QC	45	-	310	-	-	100	-	346	-	-	100
		405-45QCL	45	-	358	-	-	120	-	393	-	-	120
		405-45QCL1	45	-	413	-	-	120	-	449	-	-	120
		405-45QCL2	45	-	463	-	-	120	-	499	-	-	120
KUKA	KR8 R1420HW, KR8 R1620HW, KR8 R2100HW, KR6 R1820HW	405-22QC	22	-	-	459	47	-	-	495	47	-	
		405-22QCL	22	-	-	517	47	-	-	553	47	-	
		405-22QCL1	22	-	-	572	47	-	-	608	47	-	
		405-45QC	45	-	-	412	-	100	-	447	-	100	
		405-45QCL	45	-	-	459	-	120	-	494	-	120	
		405-45QCL1	45	-	-	514	-	120	-	550	-	120	
		405-45QCL2	45	-	-	564	-	120	-	600	-	120	
Yaskawa® Motoman®	All models except MA1440, AR1440, MH12, MA2010, AR2010, MA3120, AR3120, MH24 and AR1730	405-22QC	22	347	-	-	47	-	383	-	-	47	-
		405-22QCL	22	405	-	-	47	-	441	-	-	47	-
		405-22QCL1	22	460	-	-	47	-	496	-	-	47	-
		405-45QC	45	299	-	-	-	100	335	-	-	-	100
		405-45QCL	45	346	-	-	-	120	382	-	-	-	120
		405-45QCL1	45	402	-	-	-	120	438	-	-	-	120
		405-45QCL2	45	452	-	-	-	120	487	-	-	-	120
Yaskawa® Motoman®	MA1440, AR1440, MH12, MA2010, AR2010, MA3120, AR3120, MH24, AR1730	405-22QC	22	-	-	452	47	-	-	488	47	-	
		405-22QCL	22	-	-	510	47	-	-	546	47	-	
		405-22QCL1	22	-	-	565	47	-	-	601	47	-	
		405-45QC	45	-	-	404	-	100	-	440	-	100	
		405-45QCL	45	-	-	451	-	120	-	487	-	120	
		405-45QCL1	45	-	-	507	-	120	-	543	-	120	
		405-45QCL2	45	-	-	557	-	120	-	593	-	120	

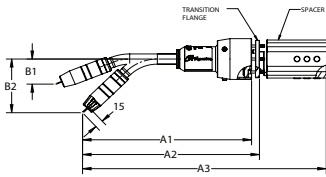


# Gun Configurations (Continued)

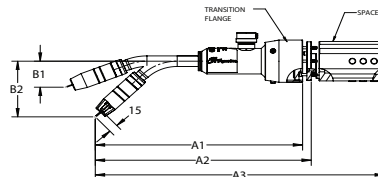
**NOTE:** For Center Of Mass information, please visit [Tregaskiss.com/TA3](http://Tregaskiss.com/TA3)

## Standard Configurations – Solid Mount (Continued)

**Solid Mount**



**Solid Mount with Wire Brake**



Robot	Model	Neck	Neck Angle	Solid Mount					Solid Mount with Wire Brake				
				TCP (mm)					TCP (mm)				
				A1	A2	A3	B1	B2	A1	A2	A3	B1	B2
Panasonic®	TM-1100, TM-1400, TM-1600, TM-1800, TM-2000	405-22QC	22	-	-	415	47	-	-	-	451	47	-
		405-22QCL	22	-	-	473	47	-	-	-	509	47	-
		405-22QCL1	22	-	-	528	47	-	-	-	564	47	-
		405-45QC	45	-	-	367	-	100	-	-	403	-	100
		405-45QCL	45	-	-	414	-	120	-	-	450	-	120
		405-45QCL1	45	-	-	470	-	120	-	-	505	-	120
		405-45QCL2	45	-	-	520	-	120	-	-	555	-	120
Panasonic	TB1800WGIII	405-22QC	22	347	-	-	47	-	386	-	-	47	-
		405-22QCL	22	405	-	-	47	-	444	-	-	47	-
		405-22QCL1	22	460	-	-	47	-	499	-	-	47	-
		405-45QC	45	299	-	-	-	100	338	-	-	-	100
		405-45QCL	45	346	-	-	-	120	385	-	-	-	120
		405-45QCL1	45	402	-	-	-	120	440	-	-	-	120
		405-45QCL2	45	452	-	-	-	120	490	-	-	-	120

## Robot Make and Model Options

**Note:** The 3-digit character selections provided for the following available robot makes and models are intended for use when configuring a TOUGH GUN TA3 MIG Gun part number (see Ordering Information on page 18).

**ABB®**  
**A24\*** IRB1600ID, IRB1520ID  
**A28\*** IRB2600ID 15/1.85  
**A29\*** IRB2600ID 8/2.00  
**A30\*** IRB1660ID

**COMAU®**  
**C35\*\*** Smart5 Arc6

**Kawasaki®**  
**W42** BA006N  
**W45^^^** BA006L  
**W46^^** BA013N  
**W47^^** BA013L

**KUKA®**  
**K23** KR 5 HW  
**K27** KR 16 L8 HW  
**K30** KR 16 HW  
**K31** KR6 R1820HW  
**K32** KR8 R1420HW, KR8 R1620HW  
**K33** KR8 R2100HW

**FANUC®**  
**F05\*** 100iC, 100iC-12L, M10iA-12  
**F06\*** 120iC  
**F07\*** 100iC-6L, 100iC-7L, M10iA-6L, M10iA-7L  
**F08\*** 120iC-10L, 120iC-12L  
**F10\*** 100iC-8L  
**F11^^** 100iD, 100iD-12  
**F12^^** 100iD-8L  
**F14^^** 100iD-10L  
**F15^^** 120iD  
**F16^^** 120iD-12L

**OTC Daihen®, Nachi®**  
**D03\*\*** OTC AX-V4  
**D22\*\*** OTC AX-V4L  
**D25\*\*** OTC AII-B4  
**D26\*\*** OTC AII-B4L  
**D36\*\*** OTC FD B4, Nachi NB04  
**D37\*\*** OTC FD B4L, Nachi NB04L  
**D38\*\*** OTC FD B6, Nachi NB6  
**D50\*\*** OTC FD B6L, Nachi NB6L

**Yaskawa® Motoman®**  
**M01** EA1400N, SSA2000, MA1400, VA1400  
**M02** EA1900N, MA1900  
**M16** EA1400 XRC  
**M17** EA1900 XRC  
**M31** MA3100  
**M35** MA1440, AR1440, MH12  
**M38** MA2010, AR2010  
**M39** MA3120, AR3120  
**M40** MH24, AR1730

**Panasonic®**  
**P34** TB1800WGIII  
**P37^** TM-1100, TM-1400  
**P39^^** TM-1800  
**P40^^^** TM-1600  
**P41^** TM-2000

\* Solid mount models only  
\*\* Clutch mount models only  
^ Must be configured with a Miller® or Panasonic® power pin  
^^ Solid mount models only; must be configured with a Miller or a Lincoln® power pin  
^^^ Must be configured with a Miller power pin



# Consumable Options

## AccuLock™ Heavy Duty (HD) Copper Contact Tips

<b>T-A030CH*</b>	for 0.030" (0.8 mm) wire; qty. 10	<b>T-A062CH</b>	for 1/16" (1.6 mm) wire; qty. 10
<b>T-A035CH*</b>	for 0.035" (0.9 mm) wire; qty. 10	<b>T-A072CH</b>	for 0.070" (1.8 mm) wire; qty. 10
<b>T-A039CH*</b>	for 0.039" (1.0 mm) wire; qty. 10	<b>T-A078CH</b>	for 5/64" (2.0 mm) wire; qty. 10
<b>T-A045CH*</b>	for 0.045" (1.2 mm) wire; qty. 10	<b>T-A094CH</b>	for 3/32" (2.4 mm) wire; qty. 10
<b>T-A052CH*</b>	for 0.052" (1.3 mm) wire; qty. 10		

NOTE: add "-100" to end of the above HD copper contact tip part numbers for quantities of 100.

\*add "-1000" to end of the above part numbers for quantities of 1000.

## AccuLock Heavy Duty (HD) Chrome Zirconium Contact Tips

<b>T-A030ZH</b>	for 0.030" (0.8 mm) wire; qty. 10	<b>T-A039ZH</b>	for 0.039" (1.0 mm) wire; qty. 10
<b>T-A035ZH</b>	for 0.035" (0.9 mm) wire; qty. 10	<b>T-A045ZH</b>	for 0.045" (1.2 mm) wire; qty. 10

NOTE: add "-100" to the end of the above HD chrome zirconium contact tip part numbers for quantities of 100.

## AccuLock HDP Contact Tips

<b>T-A035WH</b>	for 0.035" (0.9 mm) wire; qty. 10	<b>T-A045WH</b>	for 0.045" (1.2 mm) wire; qty. 10
<b>T-A039WH</b>	for 0.039" (1.0 mm) wire; qty. 10	<b>T-A052WH</b>	for 0.052" (1.3 mm) wire; qty. 10

NOTE: add "-100" to the end of the above HDP contact tip part numbers for quantities of 100.

## AccuLock Teach Pointers (used for robotic programming)

<b>T-A001TP</b>	Adjustable teach pointer	<b>T-A075TP</b>	Teach pointer, 3/4" CTWD
<b>T-A050TP</b>	Teach pointer, 1/2" CTWD	<b>T-A10MTP</b>	Teach pointer, 10 mm CTWD
<b>T-A062TP</b>	Teach pointer, 5/8" CTWD	<b>T-A15MTP</b>	Teach pointer, 15 mm CTWD

## AccuLock R Gas Diffusers

<b>D-ATTH</b>	Gas diffuser, thread-on, AccuLock R	<b>D-ATSH</b>	Gas diffuser, slip-on, AccuLock R
---------------	-------------------------------------	---------------	-----------------------------------

NOTE: add "-100" to the end of the above gas diffuser part numbers for quantities of 100.

## TOUGH LOCK® Heavy Duty (HD) Contact Tips

<b>403-20-30</b>	for 0.030" (0.8 mm) wire	<b>403-20-1.4</b>	for 0.055" (1.4 mm) wire
<b>403-20-35</b>	for 0.035" (0.9 mm) wire	<b>403-20-116</b>	for 1/16" (1.6 mm) wire
<b>403-20-1.0</b>	for 0.040" (1.0 mm) wire	<b>403-20-1.8</b>	for 0.070" (1.8 mm) wire
<b>403-20-45</b>	for 0.045" (1.2 mm) wire	<b>403-20-78</b>	for 0.078" (2.0 mm) wire
<b>403-20-364</b>	for 3/64" (1.2 mm) wire	<b>403-20-564</b>	for 5/64" (2.0 mm) wire
<b>403-20-52</b>	for 0.052" (1.3 mm) wire	<b>403-20-332</b>	for 3/32" (2.4 mm) wire

## TOUGH LOCK Heavy Duty Tapered Contact Tips

<b>403-21-30</b>	for 0.030" (0.8 mm) wire	<b>403-21-45</b>	for 0.045" (1.2 mm) wire
<b>403-21-35</b>	for 0.035" (0.9 mm) wire	<b>403-21-52</b>	for 0.052" (1.3 mm) wire
<b>403-21-1.0</b>	for 0.040" (1.0 mm) wire	<b>403-21-116</b>	for 1/16" (1.6 mm) wire

## TOUGH LOCK Extended Life Heavy Duty (EHD) Contact Tips

<b>403-27-30</b>	for 0.030" (0.8 mm) wire	<b>403-27-45</b>	for 0.045" (1.2 mm) wire
<b>403-27-35</b>	for 0.035" (0.9 mm) wire	<b>403-27-364</b>	for 3/64" (1.2 mm) wire
<b>403-27-1.0</b>	for 0.040" (1.0 mm) wire		

## TOUGH LOCK Standard Duty (SD) Contact Tips

<b>403-14-30</b>	for 0.030" (0.8 mm) wire	<b>403-14-45</b>	for 0.045" (1.2 mm) wire
<b>403-14-35</b>	for 0.035" (0.9 mm) wire		

## TOUGH LOCK Standard Duty Tapered Contact Tips

<b>403-12-30</b>	for 0.030" (0.8 mm) wire	<b>403-12-1.0</b>	for 0.040" (1.0 mm) wire
<b>403-12-35</b>	for 0.035" (0.9 mm) wire	<b>403-12-45</b>	for 0.045" (1.2 mm) wire

## TOUGH LOCK Teach Tips (used for robotic programming)

<b>403-20-01</b>	Adjustable teach tip	<b>403-20-075</b>	Teach tip 3/4" CTWD
<b>403-20-05</b>	Teach tip 1/2" CTWD	<b>403-20-10mm</b>	Teach tip 10 mm CTWD
<b>403-20-062</b>	Teach tip 5/8" CTWD	<b>403-20-15mm</b>	Teach tip 15 mm CTWD

## TOUGH LOCK Retaining Heads

<b>404-18</b>	SD – retaining head for slip-on nozzles	<b>404-32</b>	HD – retaining head for slip-on nozzles
		<b>404-52</b>	HD – retaining head for thread-on nozzles

# Consumable Options

## Nozzles

Part Number	Description	Style	Compatible Consumables Series	
			TOUGH LOCK	AccuLock R
401-6-62	HD - 5/8" bore, 1/8" recess (copper)	Slip-on	X	X
401-81-62	HD - 5/8" bore, 1/8" stick out (copper)	Slip-on	X	X
401-4-62	SD - 5/8" bore, 1/8" recess (copper)	Slip-on	X	X
401-8-62	SD - 5/8" bore, 1/8" stick out (copper)	Slip-on	X	X
401-42-50	SD - 1/2" bore, 1/8" recess (bottleneck, brass)	Slip-on	X	-
401-48-50	SD - 1/2" bore, 1/8" stick out (bottleneck, brass)	Slip-on	X	-
401-48-62	HD - 5/8" bore, flush tip (bottleneck, copper)	Slip-on	X	X
401-44-50	SD - 1/2" bore, 1/4" stick out (bottleneck, brass)	Slip-on	X	-
401-49-50	HD - 1/2" bore, flush tip (bottleneck, brass)	Slip-on	X	-
401-71-62	HD - 5/8" bore, 1/8" recess (brass), straight bore	Slip-on	-	X
401-87-62	HD - 5/8" bore, 1/8" stick out (brass)	Slip-on	X	X
401-14-62	HD - 5/8" bore, 1/8" recess (copper)	Thread-on	X	X
401-41-62	HD - 5/8" bore, 1/8" stick out (brass)	Thread-on	X	-
401-53-62	HD - 5/8" bore, 1/8" stick out (bottleneck, copper)	Thread-on	X	-
401-20-62	HD - 5/8" bore, 1/8" stick out (copper)	Thread-on	X	X
401-43-62	SD - 5/8" bore, 1/8" recess (copper)	Thread-on	X	X
401-18-62	SD - 5/8" bore, 1/8" stick out (copper)	Thread-on	X	X
401-30-62	SD - 5/8" bore, 1/8" stick out (bottleneck, brass)	Slip-on	X	X
401-30-62T	SD - 5/8" bore, 1/8" stick out (bottleneck, brass)	Thread-on	X	X

See the TOUGH LOCK Consumables spec sheet (SP-TLC) for more options

## QUICK LOAD® Liners

415-26	QUICK LOAD Liner Retainer
415-24	QUICK LOAD Liner Retainer (required for 3/32" wire)
415-35-6Q	QUICK LOAD Liner for 0.035" (0.9 mm) - 0.045" (1.2 mm) wire; 6' (1.8 m)
415-35-10Q	QUICK LOAD Liner for 0.035" (0.9 mm) - 0.045" (1.2 mm) wire; 10' (3.05 m)
415-35-15Q	QUICK LOAD Liner for 0.035" (0.9 mm) - 0.045" (1.2 mm) wire; 15' (4.5 m)
415-116-6Q	QUICK LOAD Liner for 0.052" (1.3 mm) - 1/16" (1.6 mm) wire; 6' (1.8 m)
415-116-10Q	QUICK LOAD Liner for 0.052" (1.3 mm) - 1/16" (1.6 mm) wire; 10' (3.05 m)
415-116-15Q	QUICK LOAD Liner for 0.052" (1.3 mm) - 1/16" (1.6 mm) wire; 15' (4.5 m)

## QUICK LOAD E-Z Feed™ Liners

415-31	QUICK LOAD Liner Retainer (required for 415-116-062Q liner)
415-35-062Q	QUICK LOAD Liner for 0.035" (0.9 mm) - 0.045" (1.2 mm) cored wire; 6' (1.8 m) (requires 415-26 retainer)
415-116-062Q	QUICK LOAD Liner for 0.045" (1.2 mm) - 1/16" (1.6 mm) cored wire; 6' (1.8 m) (requires 415-31 retainer)

## Conventional Liners (required for MIG guns equipped with wire brake only)

415-30-6	for 0.030" (0.8 mm) wire; 6' (1.8 m) – round wound
415-30-15	for 0.030" (0.8 mm) wire; 15' (4.5 m) – round wound
415-35-6	for 0.035" (0.9 mm) - 0.045" (1.2 mm) wire; 6' (1.8 m) – round wound
415-35-10	for 0.035" (0.9 mm) - 0.045" (1.2 mm) wire; 10' (3.05 m) – round wound
415-35-15	for 0.035" (0.9 mm) - 0.045" (1.2 mm) wire; 15' (4.5 m) – round wound
415-116-6	for 0.052" (1.3 mm) - 1/16" (1.6 mm) wire; 6' (1.8 m) – round wound
415-116-10	for 0.052" (1.3 mm) - 1/16" (1.6 mm) wire; 10' (3.05 m) – round wound
415-116-15	for 0.052" (1.3 mm) - 1/16" (1.6 mm) wire; 15' (4.5 m) – round wound
415-564-6	for 1/16" (1.6 mm) - 5/64" (2.0 mm) wire; 6' (1.8 m) – round wound
415-564-15	for 1/16" (1.6 mm) - 5/64" (2.0 mm) wire; 15' (4.5 m) – flat wound
415-332-6	for 0.078" (2.0 mm) - 3/32" (2.4 mm) wire; 6' (1.8 m) – flat wound
415-332-15	for 0.078" (2.0 mm) - 3/32" (2.4 mm) wire; 15' (4.5 m) – flat wound

## Jump Liners (required for MIG guns equipped with wire brake only; to be used with conventional liners)

495-18-35	for 0.035" (0.9 mm) - 0.045" (1.2 mm) wire; 26"
495-18-116	for 0.045" (1.2 mm) - 1/16" (1.6 mm) wire; 26"

# Components

## Air-Cooled Necks

<b>405-22QC</b>	22 degree neck, short length	<b>405-45QCL</b>	45 degree neck, medium length
<b>405-22QCL</b>	22 degree neck, medium length	<b>405-45QCL1*</b>	45 degree neck, long length
<b>405-22QCL1</b>	22 degree neck, long length	<b>405-45QCL2*</b>	45 degree neck, extended length
<b>405-45QC</b>	45 degree neck, short length		

\* Non-configurable neck option

## TOUGH GUN I.C.E.™ Necks

<b>590-22-XXXX</b>	22 degree neck, short length	<b>590-45L-XXXX*</b>	45 degree neck, medium length
<b>590-22L-XXXX</b>	22 degree neck, medium length	<b>590-45L1-XXXX*</b>	45 degree neck, long length
<b>590-22L1-XXXX</b>	22 degree neck, long length	<b>590-45L2-XXXX*</b>	45 degree neck, extended length
<b>590-45-XXXX</b>	45 degree neck, short length		

\* Non-configurable neck option

NOTE: XXXX in the part numbers above represent nozzle O.D.; i.e. 590-22-0.938 = 0.938" O.D., 590-45L1-1.106 = 1.106" O.D. (refer to the O.D. column in the TOUGH LOCK Consumables spec sheet (SP-TLC) for more information)

## LSR+ (Low-Stress Robotic) Unicables

NOTE: LSR+ unicable part numbers are determined by gun model type, robot brand, robot model, and gun options. Please find the LSR+ unicable part number you require from the appropriate chart provided:

For Clutch models.....	page 11
For Clutch models (equipped with TOUGH GUN I.C.E.™ Technology).....	page 12
For Clutch models (Euro).....	page 12
For Clutch models (Euro; equipped with TOUGH GUN I.C.E. Technology).....	page 13
For Solid Mount models.....	page 13
For Solid Mount models (equipped with TOUGH GUN I.C.E. Technology).....	page 14
For Solid Mount models (Euro).....	page 15
For Solid Mount models (Euro; equipped with TOUGH GUN I.C.E. Technology).....	page 15

## LSR+ (Low-Stress Robotic) Unicables - Clutch

Robot Brand	Robot Model	LSR+ Unicable Part Number			
		No Options	Air Blast	Wire Brake	Air Blast + Wire Brake
COMAU®	Smart5 Arc6	58CM002	58CM002A	58CM002W	58CM002AW
Kawasaki®	BA006N	58CKW042	58CKW042A	58CKW042W	58CKW042AW
Kawasaki**	BA006L	M58CKW045**	M58CKW045A**	M58CKW045W**	M58CKW045AW**
KUKA®	KR 5 arc HW	58CK023	58CK023A	58CK023W	58CK023AW
KUKA	KR 16 L8 HW	58CK027	58CK027A	58CK027W	58CK027AW
KUKA	KR 16 arc HW	58CK030	58CK030A	58CK030W	58CK030AW
KUKA**	KR6 R1820HW	M58CK031**	M58CK031A**	M58CK031W**	M58CK031AW**
KUKA^	KR8 R1820HW	L58CK031^	L58CK031A^	L58CK031W^	L58CK031AW^
KUKA^^	KR8 R1420HW, KR8 R1620HW	MC58CK032^^	MC58CK032A^^	MC58CK032W^^	MC58CK032AW^^
KUKA^	KR8 R1420HW, KR8 R1620HW	L58CK032^	L58CK032A^	L58CK032W^	L58CK032AW^
KUKA^^	KR8 R2100HW	MC58CK033^^	MC58CK033A^^	MC58CK033W^^	MC58CK033AW^^
KUKA^	KR8 R2100HW	L58CK033^	L58CK033A^	L58CK033W^	L58CK033AW^
Motoman®	EA1400 XRC	58CM016	58CM016A	58CM016W	58CM016AW
Motoman	EA1900 XRC	58CM017	58CM017A	58CM017W	58CM017AW
Motoman	EA1400N, SSA2000, MA1400, VA1400	58CM001	58CM001A	58CM001W	58CM001AW
Motoman	MA1440, AR1440, MH12	58CM035	58CM035A	58CM035W	58CM035AW
Motoman	EA1900N	58CM002	58CM002A	58CM002W	58CM002AW
Motoman	MA2010, AR2010	58CM038	58CM038A	58CM038W	58CM038AW
Motoman	MA3100, MA3120, AR3120	58CM031	58CM031A	58CM031W	58CM031AW
Motoman	MH24, AR1730	58CM039	58CM039A	58CM039W	58CM039AW
Nachi®	NB04	58CD036	58CD036A	58CD036W	58CD036AW
Nachi	NB04L	58CD037	58CD037A	58CD037W	58CD037AW
Nachi	NB6	58CD038	58CD038A	58CD038W	58CD038AW
Nachi	NB6L	58CD050	58CD050A	58CD050W	58CD050AW

\* Only available for use with a Panasonic® power pin

\*\* Only available for use with a Miller® power pin w/Miller Auto-Axcess® feeder

^ Only available for use with a Lincoln® power pin

^^ Only available for use with a Miller power pin w/Miller Auto-Continuum® feeder

# Components (Continued)

Robot Brand	Robot Model	LSR+ Unicable Part Number			
		No Options	Air Blast	Wire Brake	Air Blast + Wire Brake
OTC Daihen®	AII-B4	58CD025	58CD025A	58CD025W	58CD025AW
OTC Daihen	AII-B4L	58CD026	58CD026A	58CD026W	58CD026AW
OTC Daihen	AX-V4	58CD003	58CD003A	58CD003W	58CD003AW
OTC Daihen	AX-V4L	58CD022	58CD022A	58CD022W	58CD022AW
OTC Daihen	FD B4	58CD036	58CD036A	58CD036W	58CD036AW
OTC Daihen	FD B4L	58CD037	58CD037A	58CD037W	58CD037AW
OTC Daihen	FD B6	58CD038	58CD038A	58CD038W	58CD038AW
OTC Daihen	FD B6L	58CD050	58CD050A	58CD050W	58CD050AW
Panasonic®	TB1800WGIII	58CP034	58CP034A	58CP034W	58CP034AW
Panasonic*	TM-1100, TM-1400	P58CP037*	P58CP037A*	P58CP037W*	P58CP037AW*
Panasonic*	TM-1600	P58CP039*	P58CP039A*	P58CP039W*	P58CP039AW*
Panasonic*	TM-1800	P58CP039*	P58CP039A*	P58CP039W*	P58CP039AW*
Panasonic*	TM-2000	P58CP041*	P58CP041A*	P58CP041W*	P58CP041AW*
Panasonic**	TM-1100, TM-1400	M58CP037**	M58CP037A**	M58CP037W**	M58CP037AW**
Panasonic**	TM-1800	M58CP039**	M58CP039A**	M58CP039W**	M58CP039AW**
Panasonic**	TM-1600	M58CP040**	M58CP040A**	M58CP040W**	M58CP040AW**
Panasonic**	TM-2000	M58CP041**	M58CP041A**	M58CP041W**	M58CP041AW**
Panasonic^^	TM-1100, TM-1400	MC58CP037^^	MC58CP037A^^	MC58CP037W^^	MC58CP037AW^^
Panasonic^^	TM-1800	MC58CP039^^	MC58CP039A^^	MC58CP039W^^	MC58CP039AW^^
Panasonic^^	TM-1600	MC58CP040^^	MC58CP040A^^	MC58CP040W^^	MC58CP040AW^^
Panasonic^^	TM-2000	MC58CP041^^	MC58CP041A^^	MC58CP041W^^	MC58CP041AW^^

\* Only available for use with a Panasonic® power pin

^ Only available for use with a Lincoln® power pin

\*\* Only available for use with a Miller® power pin w/Miller Auto-Access® feeder

^^ Only available for use with a Miller power pin w/Miller Auto-Continuum® feeder

## LSR+ (Low-Stress Robotic) Unicables - Clutch (equipped with TOUGH GUN I.C.E.® Technology)

Robot Brand	Robot Model	LSR+ Unicable Part Number (for TOUGH GUN I.C.E. Assembly)			
		No Options	Air Blast	Wire Brake	Air Blast + Wire Brake
Nachi®	NB04	I58CD036	I58CD036A	I58CD036W	I58CD036AW
Nachi	NB04L	I58CD037	I58CD037A	I58CD037W	I58CD037AW
OTC Daihen®	FD B4	I58CD036	I58CD036A	I58CD036W	I58CD036AW
OTC Daihen	FD B4L	I58CD037	I58CD037A	I58CD037W	I58CD037AW
Panasonic*	TM-1100, TM-1400	IP58CP037*	IP58CP037A*	IP58CP037W*	IP58CP037AW*
Panasonic*	TM-1800	IP58CP039*	IP58CP039A*	IP58CP039W*	IP58CP039AW*
Panasonic*	TM-2000	IP58CP041*	IP58CP041A*	IP58CP041W*	IP58CP041AW*
Panasonic**	TM-1100, TM-1400	IM58CP037**	IM58CP037A**	IM58CP037W**	IM58CP037AW**
Panasonic**	TM-1800	IM58CP039**	IM58CP039A**	IM58CP039W**	IM58CP039AW**
Panasonic**	TM-1600	IM58CP040**	IM58CP040A**	IM58CP040W**	IM58CP040AW**
Panasonic**	TM-2000	IM58CP041**	IM58CP041A**	IM58CP041W**	IM58CP041AW**
Panasonic^^	TM-1100, TM-1400	IMC58CP037^^	IMC58CP037A^^	IMC58CP037W^^	IMC58CP037AW^^
Panasonic^^	TM-1800	IMC58CP039^^	IMC58CP039A^^	IMC58CP039W^^	IMC58CP039AW^^
Panasonic^^	TM-1600	IMC58CP040^^	IMC58CP040A^^	IMC58CP040W^^	IMC58CP040AW^^
Panasonic^^	TM-2000	IMC58CP041^^	IMC58CP041A^^	IMC58CP041W^^	IMC58CP041AW^^

\* Only available for use with a Panasonic® power pin

^ Only available for use with a Miller power pin w/Miller Auto-Continuum® feeder

\*\* Only available for use with a Miller® power pin w/Miller Auto-Access® feeder

## LSR+ (Low-Stress Robotic) Unicables - Clutch (Euro)

Robot Brand	Robot Model	Euro LSR+ Unicable Part Number			
		No Options	Air Blast	Wire Brake	Air Blast + Wire Brake
COMAU®	Smart5 Arc6	E58CM002	E58CM002A	E58CM002W	E58CM002AW
Kawasaki®	BA006N	E58CKW042	E58CKW042A	E58CKW042W	E58CKW042AW
KUKA®	KR 5 arc HW	E58CK023	E58CK023A	E58CK023W	E58CK023AW
KUKA	KR 16 L8 HW	E58CK027	E58CK027A	E58CK027W	E58CK027AW
KUKA	KR 16 arc HW	E58CK030	E58CK030A	E58CK030W	E58CK030AW
Motoman®	EA1400 XRC	E58CM016	E58CM016A	E58CM016W	E58CM016AW
Motoman	EA1900 XRC	E58CM017	E58CM017A	E58CM017W	E58CM017AW
Motoman	EA1400N, SSA2000, MA1400, VA1400	E58CM001	E58CM001A	E58CM001W	E58CM001AW
Motoman	MA1440, AR1440, MH12	E58CM035	E58CM035A	E58CM035W	E58CM035AW
Motoman	EA1900N	E58CM002	E58CM002A	E58CM002W	E58CM002AW
Motoman	MA2010, AR2010	E58CM038	E58CM038A	E58CM038W	E58CM038AW
Motoman	MA3100, MA3120, AR3120	E58CM031	E58CM031A	E58CM031W	E58CM031AW
Motoman	MH24, AR1730	E58CM039	E58CM039A	E58CM039W	E58CM039AW
Nachi®	NB04	E58CD036	E58CD036A	E58CD036W	E58CD036AW
Nachi	NB04L	E58CD037	E58CD037A	E58CD037W	E58CD037AW
OTC Daihen®	AII-B4	E58CD025	E58CD025A	E58CD025W	E58CD025AW
OTC Daihen	AII-B4L	E58CD026	E58CD026A	E58CD026W	E58CD026AW
OTC Daihen	AX-V4	E58CD003	E58CD003A	E58CD003W	E58CD003AW
OTC Daihen	AX-V4L	E58CD022	E58CD022A	E58CD022W	E58CD022AW
OTC Daihen	FD B4	E58CD036	E58CD036A	E58CD036W	E58CD036AW
OTC Daihen	FD B4L	E58CD037	E58CD037A	E58CD037W	E58CD037AW
Panasonic®	TB1800WGIII	E58CP034	E58CP034A	E58CP034W	E58CP034AW

# Components (Continued)

## LSR+ (Low-Stress Robotic) Unicables - Clutch (Euro; equipped with TOUGH GUN I.C.E.® Technology)

Robot Brand	Robot Model	LSR+ Uicable Part Number (for TOUGH GUN I.C.E. Assembly)			
		No Options	Air Blast	Wire Brake	Air Blast + Wire Brake
Nachi®	NB04	IE58CD036	IE58CD036A	IE58CD036W	IE58CD036AW
Nachi	NB04L	IE58CD037	IE58CD037A	IE58CD037W	IE58CD037AW
OTC Daihen®	FD B4	IE58CD036	IE58CD036A	IE58CD036W	IE58CD036AW
OTC Daihen	FD B4L	IE58CD037	IE58CD037A	IE58CD037W	IE58CD037AW

## LSR+ (Low-Stress Robotic) Unicables - Solid Mount

Robot Brand	Robot Model	LSR+ Uicable Part Number			
		No Options	Air Blast	Wire Brake	Air Blast + Wire Brake
ABB®	IRB1600ID, IRB1520ID	58SA024	58SA024A	58SA024W	58SA024AW
ABB	IRB2600ID-15/1.85	58SA028	58SA028A	58SA028W	58SA028AW
ABB	IRB2600ID-8/2.00	58SA029	58SA029A	58SA029W	58SA029AW
ABB	IRB1660ID	58SA030	58SA030A	58SA030W	58SA030AW
FANUC®	100iC, 100iC-12	58SF005	58SF005A	58SF005W	58SF005AW
FANUC	100iC-6L, 100iC-7L	58SF007	58SF007A	58SF007W	58SF007AW
FANUC	100iC-8L	58SF010	58SF010A	58SF010W	58SF010AW
FANUC^^	100iD, 100iD-12	58SF011^^	-	58SF011W^^	-
FANUC^	100iD, 100iD-12	L58SF011^	-	L58SF011W^	-
FANUC^^	100iD-8L	MC58SF012^^	-	MC58SF012W^^	-
FANUC^	100iD-8L	L58SF012^	-	L58SF012W^	-
FANUC^^	100iD-10L	MC58SF014^^	-	MC58SF014W^^	-
FANUC^	100iD-10L	L58SF014^	-	L58SF014W^	-
FANUC	120iC	58SF006	58SF006A	58SF006W	58SF006AW
FANUC	120iC-10L, 120iC-12L	58SF008	58SF008A	58SF008W	58SF008AW
FANUC^^	120iD	MC58SF015^^	-	MC58SF015W^^	-
FANUC^	120iD	L58SF015^	-	L58SF015W^	-
FANUC^^^	120iD	F58SF015^^^	-	F58SF015W^^^	-
FANUC^^	120iD-12L	MC58SF016^^	-	MC58SF016W^^	-
FANUC^	120iD-12L	L58SF016^	-	L58SF016W^	-
FANUC	M10iA-6L, M10iA-7L	58SF007	58SF007A	58SF007W	58SF007AW
Kawasaki®	BA0006N	58SKW042	58SKW042A	58SKW042W	58SKW042AW
Kawasaki**	BA0006L	M58SKW045**	M58SKW045A**	M58SKW045W**	M58SKW045AW**
Kawasaki^^	BA013N	58SKW046^^	58SKW046A^^	58SKW046W^^	58SKW046AW^^
Kawasaki^^	BA013L	58SKW047^^	58SKW047A^^	58SKW047W^^	58SKW047AW^^
KUKA®	KR 5 arc HW	58SK023	58SK023A	58SK023W	58SK023AW
KUKA	KR 16 L8 HW	58SK027	58SK027A	58SK027W	58SK027AW
KUKA	KR 16 arc HW	58SK030	58SK030A	58SK030W	58SK030AW
KUKA**	KR6 R1820HW	M58SK031**	M58SK031A**	M58SK031W**	M58SK031AW**
KUKA^	KR8 R1820HW	L58SK031^	L58SK031A^	L58SK031W^	L58SK031AW^
KUKA^^	KR8 R1420HW, KR8 R1620HW	MC58SK032^^	MC58SK032A^^	MC58SK032W^^	MC58SK032AW^^
KUKA^	KR8 R1420HW, KR8 R1620HW	L58SK032^	L58SK032A^	L58SK032W^	L58SK032AW^
KUKA^^	KR8 R2100HW	MC58SK033^^	MC58SK033A^^	MC58SK033W^^	MC58SK033AW^^
KUKA^	KR8 R2100HW	L58SK033^	L58SK033A^	L58SK033W^	L58SK033AW^
Motoman®	EA1400 XRC	58SM016	58SM016A	58SM016W	58SM016AW
Motoman	EA1900 XRC	58SM017	58SM017A	58SM017W	58SM017AW
Motoman	EA1400N, SSA2000, MA1400, VA1400	58SM001	58SM001A	58SM001W	58SM001AW
Motoman	MA1440, AR1440, MH12	58SM035	58SM035A	58SM035W	58SM035AW
Motoman	EA1900N	58SM002	58SM002A	58SM002W	58SM002AW
Motoman	MA2010, AR2010	58SM038	58SM038A	58SM038W	58SM038AW
Motoman	MA3100, MA3120, AR3120	58SM031	58SM031A	58SM031W	58SM031AW
Motoman	MH24, AR1730	58SM039	58SM039A	58SM039W	58SM039AW
Panasonic®	TB1800WGIII	58SP034	58SP034A	58SP034W	58SP034AW
Panasonic*	TM-1100, TM-1400	P58SP037*	P58SP037A*	P58SP037W*	P58SP037AW*
Panasonic*	TM-1800	P58SP039*	P58SP039A*	P58SP039W*	P58SP039AW*
Panasonic*	TM-2000	P58SP041*	P58SP041A*	P58SP041W*	P58SP041AW*
Panasonic**	TM-1100, TM-1400	M58SP037**	M58SP037A**	M58SP037W**	M58SP037AW**
Panasonic**	TM-1800	M58SP039**	M58SP039A**	M58SP039W**	M58SP039AW**
Panasonic**	TM-2000	M58SP041**	M58SP041A**	M58SP041W**	M58SP041AW**
Panasonic^^	TM-1100, TM-1400	MC58SP037^^	MC58SP037A^^	MC58SP037W^^	MC58SP037AW^^
Panasonic^^	TM-1800	MC58SP039^^	MC58SP039A^^	MC58SP039W^^	MC58SP039AW^^
Panasonic^^	TM-1600	MC58SP040^^	MC58SP040A^^	MC58SP040W^^	MC58SP040AW^^
Panasonic^^	TM-2000	MC58SP041^^	MC58SP041A^^	MC58SP041W^^	MC58SP041AW^^

\* Only available for use with a Panasonic® power pin

\*\* Only available for use with a Miller® power pin w/Miller Auto-Axcess® feeder

^ Only available for use with a Lincoln® power pin

^^ Only available for use with a Miller power pin w/Miller Auto-Continuum® feeder

^^^ Only available for use with Fronius® VR-1500 PAP feeder



# Components (Continued)

## LSR+ (Low-Stress Robotic) Unicables - Solid Mount (equipped with TOUGH GUN I.C.E.® Technology)

Robot Brand	Robot Model	LSR+ Uicable Part Number (for TOUGH GUN I.C.E. Assembly)			
		No Options	Air Blast	Wire Brake	Air Blast + Wire Brake
ABB®	IRB1600ID, IRB1520ID	I58SA024	I58SA024A	I58SA024W	I58SA024AW
ABB	IRB2600ID-15/1.85	I58SA028	I58SA028A	I58SA028W	I58SA028AW
ABB	IRB2600ID-8/2.00	I58SA029	I58SA029A	I58SA029W	I58SA029AW
ABB	IRB1660ID	I58SA030	I58SA030A	I58SA030W	I58SA030AW
FANUC®	100iC, 100iC-12	58SF205	-	58SF205W	-
FANUC	100iC-6L, 100iC-7L	58SF207	-	58SF207W	-
FANUC	100iC-8L	58SF210	-	58SF210W	-
FANUC^^	100iD, 100iD-12	58SF211^^	-	58SF211W^^	-
FANUC^	100iD, 100iD-12	L58SF211^	-	L58SF211W^	-
FANUC^^	100iD-10L	MC58SF214^^	-	MC58SF214W^^	-
FANUC^	100iD-10L	L58SF214^	-	L58SF214W^	-
FANUC	120iC	58SF206	-	58SF206W	-
FANUC	120iC-10L, 120iC-12L	58SF208	-	58SF208W	-
FANUC^^	120iD	MC58SF215^^	-	MC58SF215W^^	-
FANUC^	120iD	L58SF215^	-	L58SF215W^	-
FANUC^^	120iD-12L	MC58SF216^^	-	MC58SF216W^^	-
FANUC^	120iD-12L	L58SF216^	-	L58SF216W^	-
FANUC	M10iA-6L, M10iA-7L	58SF207	-	58SF207W	-
Panasonic*	TM-1100, TM-1400	IP58SP037*	IP58SP037A*	IP58SP037W*	IP58SP037AW*
Panasonic*	TM-1800	IP58SP039*	IP58SP039A*	IP58SP039W*	IP58SP039AW*
Panasonic*	TM-2000	IP58SP041*	IP58SP041A*	IP58SP041W*	IP58SP041AW*
Panasonic**	TM-1100, TM-1400	IM58SP037**	IM58SP037A**	IM58SP037W**	IM58SP037AW**
Panasonic**	TM-1800	IM58SP039**	IM58SP039A**	IM58SP039W**	IM58SP039AW**
Panasonic**	TM-1600	IM58SP040**	IM58SP040A**	IM58SP040W**	IM58SP040AW**
Panasonic**	TM-2000	IM58SP041**	IM58SP041A**	IM58SP041W**	IM58SP041AW**
Panasonic^^	TM-1100, TM-1400	IMC58SP037^^	IMC58SP037A^^	IMC58SP037W^^	IMC58SP037AW^^
Panasonic^^	TM-1800	IMC58SP039^^	IMC58SP039A^^	IMC58SP039W^^	IMC58SP039AW^^
Panasonic^^	TM-1600	IMC58SP040^^	IMC58SP040A^^	IMC58SP040W^^	IMC58SP040AW^^
Panasonic^^	TM-2000	IMC58SP041^^	IMC58SP041A^^	IMC58SP041W^^	IMC58SP041AW^^

\* Only available for use with a Panasonic® power pin

^ Only available for use with a Lincoln® power pin

\* Only available for use with a Miller® power pin w/Miller Auto-Access® feeder

^^ Only available for use with a Miller power pin w/Miller Auto-Continuum® feeder

# Components (Continued)

## LSR+ (Low-Stress Robotic) Unicables - Solid Mount (Euro)

Robot Brand	Robot Model	Euro LSR+ Uncable Part Number			
		No Options	Air Blast	Wire Brake	Air Blast + Wire Brake
ABB®	IRB1600ID, IRB1520ID	E58SA024	E58SA024A	E58SA024W	E58SA024AW
ABB	IRB2600ID-15/1.85	E58SA028	E58SA028A	E58SA028W	E58SA028AW
ABB	IRB2600ID-8/2.00	E58SA029	E58SA029A	E58SA029W	E58SA029AW
ABB	IRB1660ID	E58SA030	E58SA030A	E58SA030W	E58SA030AW
FANUC®	100iC, 100iC-12	E58SF005	E58SF005A	E58SF005W	E58SF005AW
FANUC	100iC-6L, 100iC-7L	E58SF007	E58SF007A	E58SF007W	E58SF007AW
FANUC	100iC-8L	E58SF010	E58SF010A	E58SF010W	E58SF010AW
FANUC	120iC	E58SF006	E58SF006A	E58SF006W	E58SF006AW
FANUC	120iC-10L, 120iC-12L	E58SF008	E58SF008A	E58SF008W	E58SF008AW
FANUC	M10iA-6L, M10iA-7L	E58SF007	E58SF007A	E58SF007W	E58SF007AW
Kawasaki®	BA006N	E58SKW042	E58SKW042A	E58SKW042W	E58SKW042AW
KUKA®	KR 5 arc HW	E58SK023	E58SK023A	E58SK023W	E58SK023AW
KUKA	KR 16 L8 HW	E58SK027	E58SK027A	E58SK027W	E58SK027AW
KUKA	KR 16 arc HW	E58SK030	E58SK030A	E58SK030W	E58SK030AW
Motoman®	EA1400 XRC	E58SM016	E58SM016A	E58SM016W	E58SM016AW
Motoman	EA1900 XRC	E58SM017	E58SM017A	E58SM017W	E58SM017AW
Motoman	EA1400N, SSA2000, MA1400, VA1400	E58SM001	E58SM001A	E58SM001W	E58SM001AW
Motoman	MA1440, AR1440, MH12	E58SM035	E58SM035A	E58SM035W	E58SM035AW
Motoman	EA1900N	E58SM002	E58SM002A	E58SM002W	E58SM002AW
Motoman	MA2010, AR2010	E58SM038	E58SM038A	E58SM038W	E58SM038AW
Motoman	MA3100, MA3120, AR3120	E58SM031	E58SM031A	E58SM031W	E58SM031AW
Motoman	MH24, AR1730	E58SM039	E58SM039A	E58SM039W	E58SM039AW
Panasonic®	TB1800WGIII	E58SP034	E58SP034A	E58SP034W	E58SP034AW

\* Only available for use with a Panasonic® power pin

\*\* Only available for use with a Miller® power pin w/Miller Auto-Access® feeder

^ Only available for use with a Lincoln® power pin

^^ Only available for use with a Miller power pin w/Miller Auto-Continuum® feeder

## Low-Stress Robotic+ (LSR+) Unicables - Solid Mount (Euro; equipped with TOUGH GUN I.C.E.® Technology)

Robot Brand	Robot Model	LSR+ Uncable Part Number (for TOUGH GUN I.C.E. Assembly)			
		No Options	Air Blast	Wire Brake	Air Blast + Wire Brake
ABB®	IRB1600ID, IRB1520ID	IE58SA024	IE58SA024A	IE58SA024W	IE58SA024AW
ABB	IRB2600ID-15/1.85	IE58SA028	IE58SA028A	IE58SA028W	IE58SA028AW
ABB	IRB2600ID-8/2.00	IE58SA029	IE58SA029A	IE58SA029W	IE58SA029AW
ABB	IRB1660ID	IE58SA030	IE58SA030A	IE58SA030W	IE58SA030AW
FANUC®	100iC, 100iC-12	E58SF205	-	E58SF205W	-
FANUC	100iC-6L, 100iC-7L, M10iA-6L, M10iA-7L	E58SF207	-	E58SF207W	-
FANUC	100iC-8L	E58SF210	-	E58SF210W	-
FANUC	120iC	E58SF206	-	E58SF206W	-
FANUC	120iC-10L, 120iC-12L	E58SF208	-	E58SF208W	-



# Mounting Options

## Clutch

Robot Brand	Robot Model	Clutch Mount Connector Part Number			
		No Options	Air Blast	Wire Brake	Air Blast + Wire Brake
COMAU®	Smart5 Arc6	C58G1	C58G1	C58G1W	C58G1W
Kawasaki®	BA006N, BA006L	KW58G1	KW58G1	KW58G1W	KW58G1W
KUKA®	KR 5 arc HW, KR 16 L8 HW	K5800	K5800	K5800W	K5800W
KUKA	KR 16 arc HW	K258G1	K258G1	K258G1W	K258G1W
KUKA	KR6 R1820HW, KR6 2100HW, KR8 R1420HW, KR8 R 1620 HW	K358G1	K358G1	K358G1W	K358G1W
Motoman®	EA1400 XRC, EA1900 XRC, EA1400N, EA1900N, SSA2000, MA1400, VA1400, MA3100, MA3120, AR3120	5800	5800	5800W	5800W
Motoman	MA1440, AR1440, MH12, MH24, AR1730, MA2010, AR2010	M58G1	M58G1	M58G1W	M58G1W
Nachi®	NB04, NB04L	D25800	D25800	D25800W	D25800W
Nachi	NB6, NB6L	D35800	D35800	D35800W	D35800W
OTC Daihen®	AII-B4, AII-B4L	D25800	D25800	D25800W	D25800W
OTC Daihen	AX-V4, AX-V4L	D5800	D5800	D5800W	D5800W
OTC Daihen	FD B4, FD B4L	D25800	D25800	D25800W	D25800W
OTC Daihen	FD B6, FD B6L	D35800	D35800	D35800W	D35800W
Panasonic®	TB1800WGIII	P5800	P5800	P5800W	P5800W
Panasonic	TM-1100, TM-1400, TM-1800, TM-1600, TM-2000	P258G1	P258G1	P258G1W	P258G1W

## Clutch - TOUGH GUN I.C.E.® Technology

Robot Brand	Robot Model	Clutch Mount Connector Part Number			
		No Options	Air Blast	Wire Brake	Air Blast + Wire Brake
Nachi®	NB04, NB04L	ID25800	ID25800	ID25800W	ID25800W
OTC Daihen®	FD B4, FD B4L	ID25800	ID25800	ID25800W	ID25800W
Panasonic	TM-1100, TM-1400, TM-1800, TM-1600, TM-2000	IP258G1	IP258G1	IP258G1W	IP258G1W

## Solid Mount

Robot Brand	Robot Model	Solid Mount Connector Part Number			
		No Options	Air Blast	Wire Brake	Air Blast + Wire Brake
ABB®	IRB1600ID, IRB1520ID	A58G1S	A58G1S	A58G1SW	A58G1SW
ABB	IRB2600ID-15/1.85, IRB2600ID-8/2.00, IRB1660ID	A258G1S	A258G1S	A258G1SW	A258G1SW
FANUC®	100iC, 100iC-12, 100iC-6L, 100iC-7L, 100iC-8L, 120iC, 120iC-10L, 120iC-12L, M10iA-6L, M10iA-7L	560-500	560-502	*W560-500-XXX	*W560-500-XXXA
FANUC	100iD, 100iD-12, 100iD-8L, 100iD-10L, 120iD, 120iD-12L	560-600	-	*560-600W-XXX	-
Kawasaki®	BA006N	KW58G1S	KW58G1S	KW58G1SW	KW58G1SW
Kawasaki	BA013N	KW258G1S	KW258G1S	-	-
KUKA®	KR 5 arc HW, KR 16 L8 HW	K58G1S	K58G1S	K58G1SW	K58G1SW
KUKA	KR 16 arc HW	K5800S	K5800S	K5800SW	K5800SW
KUKA	KR6 R1820HW, KR6 R2100HW, KR8 R1420HW, KR8 R1620HW	K358G1S	K358G1S	K358G1SW	K358G1SW
Motoman®	EA1400 XRC, EA1900 XRC, EA1400N, EA1900N, SSA2000, MA1400, VA1400, MA3100, MA3120, AR3120	5800S	5800S	5800SW	5800SW
Motoman	MA1440, AR1440, MH12, MH24, AR1730, MA2010, AR2010	M58G1S	M58G1S	M58G1SW	M58G1SW
Panasonic®	TB1800WGIII	P58G1S	P58G1S	P58G1SW	P58G1SW
Panasonic	TM-1100, TM-1400, TM-1800, TM-1600, TM-2000	P258G1S	P258G1S	P258G1SW	P258G1SW

\*XXX in the part numbers above represent wire size. For wire sizes between 0.035" and 0.045", XXX = "045"; For wire sizes between 0.052" and 1/16", XXX = "116".

# Mounting Options

## Solid Mount - TOUGH GUN I.C.E.® Technology

Robot Brand	Robot Model	Solid Mount Connector Part Number			
		No Options	Air Blast	Wire Brake	Air Blast + Wire Brake
ABB®	IRB1600ID, IRB1520ID	IA58G1S	IA58G1S	IA58G1SW	IA58G1SW
ABB	IRB2600ID-15/1.85, IRB2600ID-8/2.00, IRB1660ID	IA258G1S	IA258G1S	IA258G1SW	IA258G1SW
FANUC®	100iC, 100iC-12, 100iC-6L, 100iC-7L, 100iC-8L, 120iC, 120iC-10L, 120iC-12L, M10iA-6L, M10iA-7L	560-501	-	*W560-501-XXX	-
FANUC	100iD, 100iD-12, 100iD-10L, 120iD, 120iD-12L	560-600I	-	*560-600IW-XXX	-
Panasonic	TM-1100, TM-1400, TM-1800, TM-1600, TM-2000	IP258G1S	IP258G1S	IP258G1SW	IP258G1SW

\*XXX in the part numbers above represent wire size. For wire sizes between 0.035" and 0.045", XXX = "045"; For wire sizes between 0.052" and 1/16", XXX = "116".

### Insulating Discs

<b>AS-114-1</b>	Motoman® insulating disc	<b>AS-114-6</b>	KUKA® insulating disc
<b>560-500-11</b>	FANUC® iC Series (except when equipped with TOUGH GUN I.C.E.) FANUC iC insulating disc	<b>AS-115-1</b>	Panasonic® TB1800WGIII insulating disc
<b>560-501-11</b>	FANUC® iD Series and TOUGH GUN I.C.E FANUC iC series insulating disc	<b>AS-116-1</b>	OTC Daihen® insulating disc

### Spacers (Clutch Systems)

<b>AS-114-9</b>	KUKA KR 16 arc HW Spacer + M5x0.8-12Lg. SHCS	<b>AS-114-13</b>	Motoman MA1440 / AR1440 / MH12 / MH24 / MA2010 / AR2010 Spacer + M4x0.7-60Lg. SHCS
<b>AS-114-10</b>	COMAU® Smart5 Arc4 Spacer + M6x1-12Lg. SHCS	<b>AS-114-12 + AS-114-11*</b>	Panasonic TM-1100 / 1400 / 1600 / 1800 / 2000 Spacer + M5x0.8-70Lg. SHCS (* must be used with AS-114-11 Transition Disc, sold separately)
<b>AS-114-18</b>	KUKA KR6 R1820HW / KR8 R1420HW / KR8 R1620HW, KR8 R2100HW Spacer + M4x0.7-80Lg. SHCS	<b>AS-116-2</b>	OTC AII-B4 / AII-B4L / FD B4 / FD B4L Transition Disc + M5x0.8-10Lg. SHCS
		<b>AS-116-4 + AS-116-3*</b>	OTC FD B6 / FD B6L Spacer + M4x0.7-60Lg. SHCS (* must be used with AS-116-3 Transition Disc, sold separately)

### Spacers (Solid Mount Systems)

<b>AS-114-7</b>	ABB 1600ID / 1520ID Spacer + M6x1-16Lg. SHCS	<b>AS-114-9</b>	KUKA KR 16 arc HW Spacer + M5x0.8-12Lg. SHCS
<b>AS-114-8</b>	ABB 2600ID Spacer + M8x1.25-12Lg. SHCS	<b>AS-114-15 + AS-114-16^</b>	Kawasaki BA006N Spacer + M5x0.8-16Lg. SHCS (^ must be used with AS-114-16 Transition Disc, sold separately)
<b>AS-114-12 + AS-114-11*</b>	Panasonic TM-1100 / 1400 / 1600 / 1800 / 2000 Spacer + M5x0.8-70Lg. SHCS (* must be used with AS-114-11 Transition Disc, sold separately)	<b>AS-114-18</b>	KUKA KR6 R1820HW / KR8 R1420HW / KR8 R1620HW, KR8 R2100HW Spacer + M4x0.7-80Lg. SHCS
<b>560-600-11</b>	FANUC 100iD Spacer + M4x0.7-12Lg. SHCS	<b>AS-116-5</b>	Kawasaki B013N Spacer + M6x1-16Lg. SHCS (^ must be used with AS-114-15 + AS-114-16 Transition Disc, Spacer, sold separately)

# Power Pins

## Power Pins

<b>425-10E</b>	Euro	<b>214-39</b>	OTC Daihen®
<b>214-41</b>	Fronius®	<b>214-30</b>	Panasonic®
<b>214-40</b>	Lincoln®	<b>214</b>	Tweco® #4
<b>214-1</b>	Miller®	<b>214-24</b>	Tweco #5

## AutoLength™ Pins\*

<b>214-X41</b>	Fronius	<b>214-X30</b>	Panasonic
<b>214-X40</b>	Lincoln	<b>214-X0</b>	Tweco #4
<b>214-X1</b>	Miller	<b>214-X12</b>	Tweco #5
<b>214-X39</b>	OTC Daihen		

\* For use with QUICK LOAD Liners only.

NOTE: For wire sizes between 0.035" and 0.045", X="8"; For wire sizes between 0.052" and 3/32", X="9". AutoLength™ Pin not compatible with wire size selections for aluminum wire.

## Peripherals & Accessories



### TOUGH GUN® TT4 Reamer

*Power Through Weld Spatter for Increased Uptime and Weld Quality*

Automating spatter removal helps to extend the life of your robotic MIG guns and consumables, benefiting your bottom line, production uptime and throughput. Operates reliably in the harshest welding environments.

Visit [Tregaskiss.com/robotic-nozzle-cleaning-stations](http://Tregaskiss.com/robotic-nozzle-cleaning-stations) for ordering information.

### TOUGH GARD® Multi-Feed System



Eliminate the need to frequently refill sprayer reservoirs with the TOUGH GARD Multi-Feed System from Tregaskiss. Feed up to 10 TOUGH GUN Reamer units from a single 5-gallon or 55-gallon drum of TOUGH GARD Anti-Spatter Liquid.

**TG-103-05-2** for 5-Gallon pail  
(up to 2 nozzle cleaning stations)

**TG-103-05-10** for 5-Gallon pail  
(up to 10 nozzle cleaning stations)

**TG-103-55-10** for 55-Gallon drum  
(up to 10 nozzle cleaning stations)

### TOUGH GARD Multi-Feed System Hose (sold separately)

**TG-103-100** 100' Multi-Feed Hose

**TG-103-200** 200' Multi-Feed Hose

### TOUGH GARD Anti-Spatter Liquid



This ready-to-use water-soluble, non-toxic product creates a sacrificial surface that reduces spatter adhesion. This prolongs the life of your consumables and minimizes downtime due to nozzle cleaning which can help reduce your operating and maintenance costs.

### TOUGH GARD Anti-Spatter Liquid

**TG-101-05** 5.28 U.S. Gallon / 20 L


**TG-101-55** 55 U.S. Gallon / 208 L

**TG-101-01** 1 U.S. Gallon / 3.78 L

**TG-101-32SP** 32 fl. oz. / 946 mL (spray bottle)

**TG-101-14S** 16.9 fl. oz. / 500 mL

### Neck Checking Fixture



The TOUGH GUN Neck Checking Fixture allows you to verify and re-master your tool center point (TCP). In the event of a collision, this fixture can be used to realign the neck.

**G-405CA** Neck Checking Fixture for air-cooled and TOUGH GUN I.C.E.® Neck assemblies

# Ordering Information

## TOUGH GUN® TA3 Robotic MIG Guns

TOUGH GUN TA3 Gun Series			Robot Make & Model			Gun Mount & Options		Nozzle		Neck		Contact Tip***		Wire Size^		Power Pin	
<b>T</b>	<b>A</b>	<b>1</b>	<b>F</b>	<b>1</b>	<b>1</b>	<b>3</b>	<b>G</b>	<b>C</b>	<b>1</b>	<b>D</b>	<b>L</b>						
			<i>Please see Robot Make &amp; Model Options on page 8 to determine which character selections you require here</i>			1	Clutch	<b>A</b> 401-6-62	<b>Air-Cooled</b>		<b>5</b>	T-A0XXCH	<b>Standard</b>		<b>D</b>	OTC Daihen® 214-39	
		2				Clutch + Air Blast	<b>B</b> 401-81-62	<u>Short Length</u>		<b>6</b>	T-A0XXZH++	<b>Liner</b>		<b>E</b>	Euro 425-10E		
		3				Solid Mount	<b>C</b> 401-4-62	<b>A</b> 22 degrees 405-22QC	<b>7</b>	T-A0XXWH+++	<b>B</b> 0.030"		<b>F</b>	Fronius®^^ 214-41			
		4				Solid Mount + Air Blast*	<b>D</b> 401-8-62	<b>C</b> 45 degrees 405-45QC	<b>No Consumables</b>		<b>C</b> 0.035"		<b>L</b>	Lincoln® 214-40			
		5				Clutch + WireBrake	<b>G</b> 401-48-62	<u>Medium Length</u>		<b>0†</b>	No contact tip	<b>D</b> 1.0 mm		<b>M</b>	Miller® 214-1		
		6				Clutch + WireBrake + Air Blast	<b>M</b> 401-87-62	<b>B</b> 22 degrees 405-22QCL	<b>TOUGH GUN I.C.E.**</b>		<b>E</b> 0.045"		<b>N</b>	Miller Auto-Continuum® 214-1 ‡			
		7				Solid Mount + Wire Brake	<b>U</b> 401-14-62	<b>E</b> 45 degrees 405-45QCL	<u>Long Length</u>		<b>D</b> 22 degrees 405-22QCL1		<b>QUICK LOAD E-Z Feed™ Liner</b>		<b>P</b>	Panasonic® 214-30	
		8				Solid Mount + Wire Brake + Air Blast*	<b>Z</b> 401-20-62	<b>No Consumables</b>		<b>TOUGH GUN I.C.E.**</b>		<b>H</b> 5/64"		<b>W</b>		Tweco® #4 214	
				<b>1</b> 401-43-62	<b>0†</b> No nozzle		<u>Short Length</u>		<b>J</b> 1/16"		<b>Y</b>		Tweco® #5 214-12				
				<b>2</b> 401-18-62			<b>F</b> 22 degrees 590-22-X.XXX		<b>N</b> 1.0 mm		<b>0†</b>		<b>No Consumables</b>				
				<b>3</b> 401-30-62			<b>H</b> 45 degrees 590-45-X.XXX		<b>P</b> 0.045"								
				<b>4</b> 401-30-62T			<u>Medium Length</u>		<b>W</b> 0.052"								
							<b>J</b> 22 degrees 590-22L-X.XXX		<b>Y</b> 1/16"								
							<u>Long Length</u>		<b>0†</b> N/A								
							<b>K</b> 22 degrees 590-22L1-X.XXX										

\* Air blast option not available for FANUC® configurations equipped with TOUGH GUN I.C.E.® Technology

\*\* Available for FANUC® and ABB®; Not compatible with TOUGH ACCESS™ Consumables; X.XXX represents nozzle O.D.

\*\*\* XX=wire size

++ Available for wire sizes between 0.030" and 0.045"

+++ Available for wire sizes between 0.035" and 0.052"

^ Wire Size option determines contact tip, liner type and liner size

^^ If you are configuring a gun that will plug into a Fronius® feeder, please contact Tregaskiss Tech Support with feeder model number

† If configuring gun without consumables, "0" must be for Gas Diffuser and Contact Tip, Nozzle and Wire Size Option

‡ Only available for use with a Miller power pin with Miller Auto-Continuum feeder

Brand and product names shown above are trademarks of their respective owners.

Tregaskiss®, TOUGH GUN®, TOUGH LOCK®, QUICK LOAD® and AccuLock™ are trademarks of Tregaskiss, a division of ITW Canada Inc.

Subject to Change – The information presented in this spec sheet is accurate to the best of our knowledge at the time of printing. Please visit [Tregaskiss.com](http://Tregaskiss.com) for the most up-to-date information.

---

Distributed By:

