

TOUGH GUN® CA3

MIG (GMAW)
ROBOTIC WELDING



ROBOTIC AIR-COOLED MIG GUN

Issued August 2024 • Index No. CA3/4.2

DUTY CYCLE RATING	100%: 385 amp with Mixed Gases (Ratings are based on tests that comply with IEC 60974-7 standards)
PROCESSES	MIG (GMAW) Welding
ROBOTS	<ul style="list-style-type: none"> • ABB® • COMAU® • FANUC® • Kawasaki® • KUKA® • OTC Daihen® • Panasonic® • Reis® • Universal Robots • Yaskawa® Motoman®

- Extended uncable service life due to its dual layer outer jacket: the outside layer resists ultraviolet radiation and abrasion while the inside layer resists thermal fatiguing
- Reduced costs and downtime due to new replaceable uncable
- Clutch and solid mount models available
- Additional standard neck and mounting arm options expand tool center point options and working envelopes
- Wire brake, air blast and TOUGH GUN I.C.E.® Technology are available options



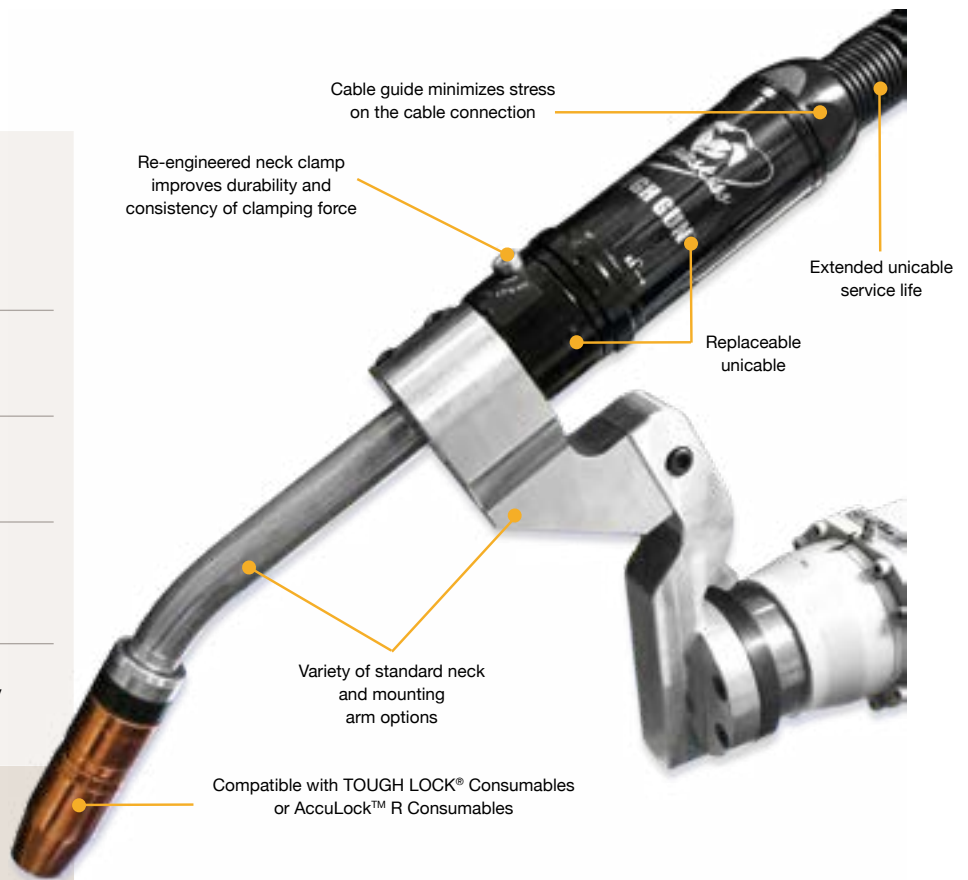
CABLE GUIDE
MINIMIZES STRESS ON
CABLE CONNECTION AS
ROBOT ARTICULATES



EASY MAINTENANCE
WITH MINIMAL DOWNTIME



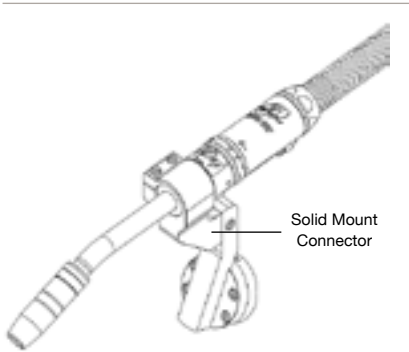
REPLACEABLE UNCABLE
REDUCES DOWNTIME THROUGH
FASTER REPAIR AND EXTENDED
SERVICE LIFE



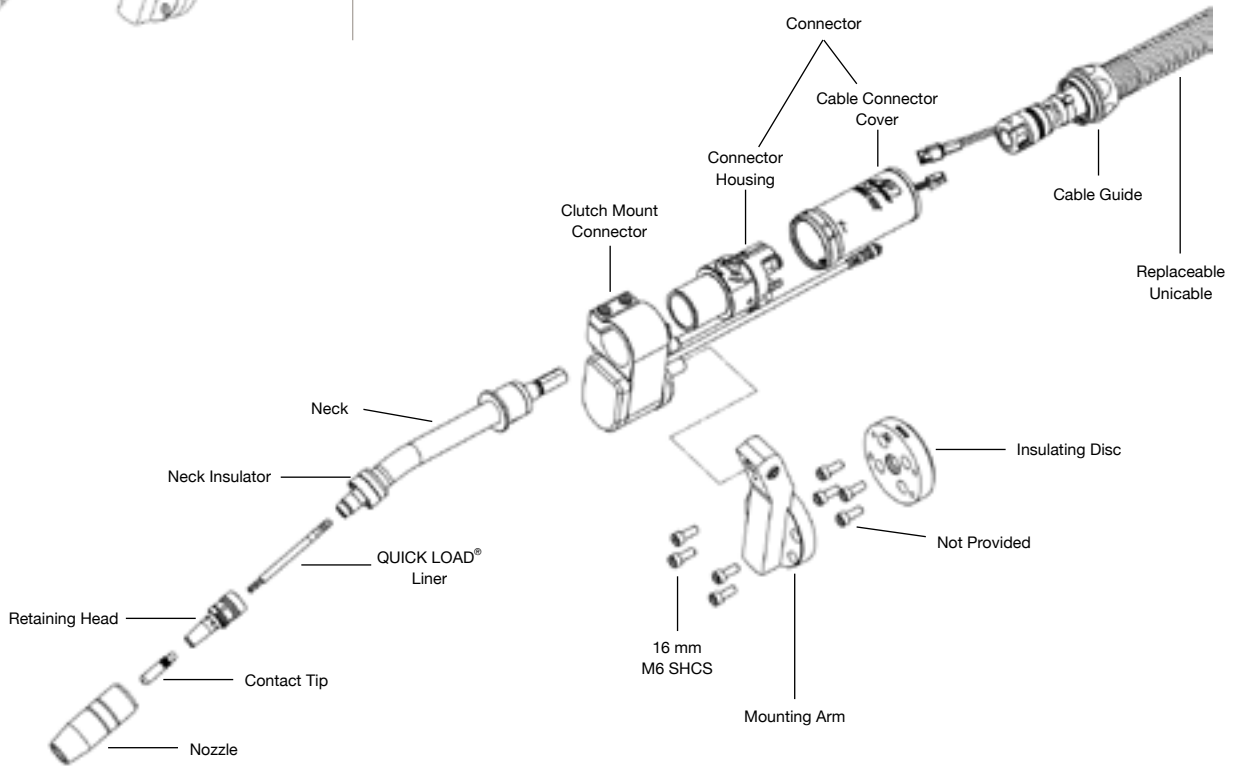
Designed for high-volume production environments, the TOUGH GUN® CA3 robotic air-cooled MIG gun combines the most valuable product features of our TOUGH GUN® G1 and G2 Series platforms, along with performance improvements in our uncable technology that extends service life.

Fully configurable, TOUGH GUN® CA3 MIG guns are engineered for precision, durability, accuracy, repeatability, minimal downtime and fast and easy maintenance.

SYSTEM COMPONENTS



Solid Mount Connector



KNOW YOUR OPTIONS

WHAT'S THE DIFFERENCE BETWEEN CLUTCH AND SOLID MOUNT?

A clutch mount is designed to trigger an emergency stop in the event of a robotic collision, whereas a solid mount is not equipped with this functionality. Although many of today's robots are equipped with independent collision detection software and may not require this functionality in a robotic MIG gun, the clutch option is sometimes selected during gun configuration as an additional safeguard.

WIRE BRAKE

Wire brake holds wire to a consistent stick out to allow a repeatable tool center point (TCP) for touch sensing / seam tracking while the torch articulates. Selecting the wire brake option when configuring a gun will impact TCP. 40-60 psi maximum air supply is required for proper operation. Wire brake is available for wire sizes between 0.030" and 1/16", and requires the use of a jump liner (for use with conventional liners). This option is not compatible with QUICK LOAD® Liners.



ACCULOCK™ R CONSUMABLES

Eliminate contact tip cross-threading issues with new AccuLock™ R consumables. These new consumables are designed for increased tip life, which can reduce replacement frequency and related downtime. AccuLock™ HDP contact tips can increase life by an additional 10x or more in pulse welding applications. And in most cases, your current tip and diffuser can be replaced with no impact to Tool Center Point (TCP), making this upgrade low effort, low risk, and high payoff.

AIR BLAST

Air blast utilizes compressed shop air to clear loose debris from front-end consumables thereby reducing the frequency of nozzle cleaning. 80-100 psi maximum air supply required for proper operation. This option is not available for TOUGH GUN® TA3 robotic air-cooled MIG guns for FANUC® robots equipped with TOUGH GUN I.C.E.® Technology.

TOUGH GUN I.C.E.® TECHNOLOGY

This technology boosts the duty cycle of our already highly robust air-cooled TOUGH GUN® MIG guns by providing water-cooled benefits through our I.C.E.™ (Integrated Cooling Enhancer) component. This component circulates water at the nozzle, keeping front-end consumables running cooler and lasting longer. In the TOUGH GUN® TA3 robotic MIG gun series, this option is available only for select FANUC® and ABB® robots.



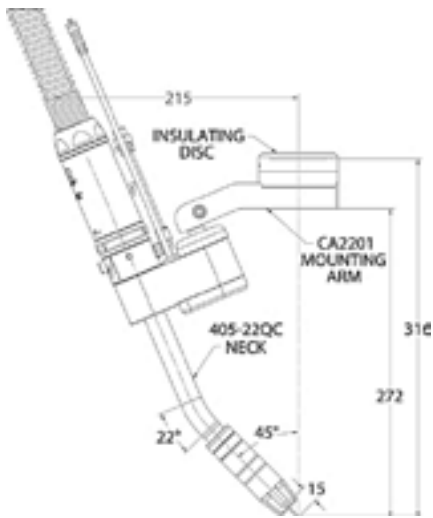
QUICK LOAD® LINERS

The QUICK LOAD® liner system loads from the front of the MIG gun, and requires less than half the time and effort for replacement when compared with conventional liners. These liners interface with a QUICK LOAD® liner retainer that is seated within the power pin of the gun on first use. QUICK LOAD® liners come standard on TOUGH GUN® robotic MIG guns unless wire brake is a selected option. Available for wire sizes between 0.030" and 3/32" and in lengths of up to 15 feet for robotic applications.

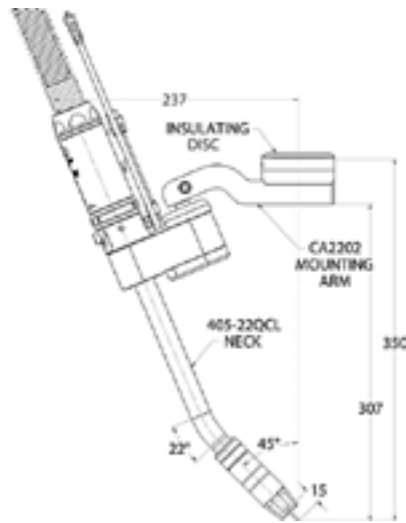
GUN CONFIGURATIONS

NOTE: FOR CENTER OF MASS INFORMATION, PLEASE VISIT BERNARDTREGASKISS.COM/CA3

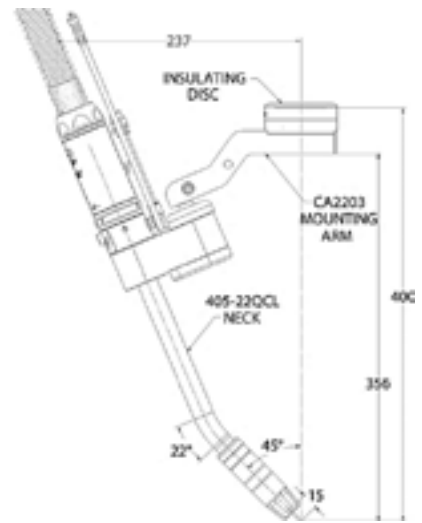
STANDARD CONFIGURATIONS – 22 DEGREE NECKS



316 mm (12.44") TCP,
Neck 405-22QC

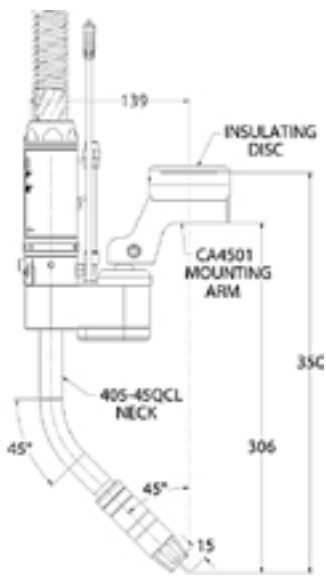


350 mm (13.79") TCP,
Neck 405-22QCL

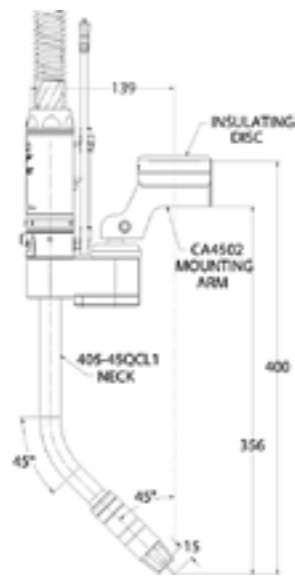


400 mm (15.75") TCP,
Neck 405-22QCL

STANDARD CONFIGURATIONS – 45 DEGREE NECKS



350 mm (13.78") TCP,
Neck 405-45QCL

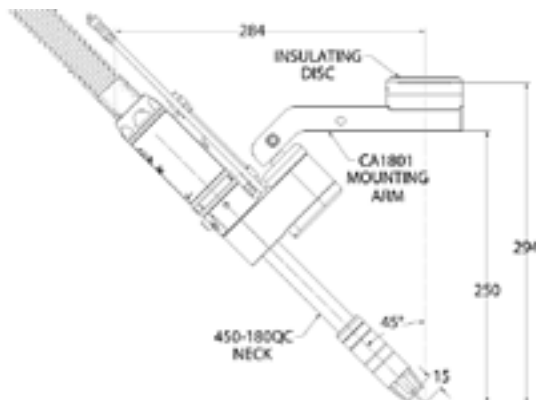


400 mm (15.75") TCP,
Neck 405-45QCL1

GUN CONFIGURATIONS (CONTINUED)

NOTE: FOR CENTER OF MASS INFORMATION, PLEASE VISIT BERNARDTREGASKISS.COM/CA3

STANDARD CONFIGURATIONS — 180 DEGREE NECKS



294 mm (11.57") TCP,
Neck 405-180QC

CONSUMABLE OPTIONS

ACCULOCK™ HEAVY DUTY (HD) COPPER CONTACT TIPS

T-A030CH*	for 0.030" (0.8 mm) wire; qty. 10	T-A062CH	for 1/16" (1.6 mm) wire; qty. 10
T-A035CH*	for 0.035" (0.9 mm) wire; qty. 10	T-A072CH	for 0.072" (1.8 mm) wire; qty. 10
T-A039CH*	for 0.039" (1.0 mm) wire; qty. 10	T-A078CH	for 5/64" (2.0 mm) wire; qty. 10
T-A045CH*	for 0.045" (1.2 mm) wire; qty. 10	T-A094CH	for 3/32" (2.4 mm) wire; qty. 10
T-A052CH*	for 0.052" (1.3 mm) wire; qty. 10		

NOTE: ADD "-100" TO THE END OF THE ABOVE HD COPPER CONTACT TIP PART NUMBERS FOR QUANTITIES OF 100.
*ADD "-1000" TO THE END OF THE ABOVE PART NUMBERS FOR QUANTITIES OF 1000.

ACCULOCK™ HEAVY DUTY (HD) CHROME ZIRCONIUM CONTACT TIPS

T-A030ZH	for 0.030" (0.8 mm) wire; qty. 10	T-A045ZH	for 0.045" (1.2 mm) wire; qty. 10
T-A035ZH	for 0.035" (0.9 mm) wire; qty. 10	T-A052ZH	for 0.052" (1.3 mm) wire; qty. 10
T-A039ZH	for 0.039" (1.0 mm) wire; qty. 10	T-A062ZH	for 1/16" (1.6 mm) wire; qty. 10

NOTE: ADD "-100" TO THE END OF THE ABOVE HD CHROME ZIRCONIUM CONTACT TIP PART NUMBERS FOR QUANTITIES OF 100.

ACCULOCK™ HDP CONTACT TIPS

T-A035WH	for 0.035" (0.9 mm) wire; qty. 10	T-A045WH	for 0.045" (1.2 mm) wire; qty. 10
T-A039WH	for 0.039" (1.0 mm) wire; qty. 10	T-A052WH	for 0.052" (1.3 mm) wire; qty. 10

NOTE: ADD "-100" TO THE END OF THE ABOVE HDP CONTACT TIP PART NUMBERS FOR QUANTITIES OF 100.

ACCULOCK™ TEACH POINTERS (USED FOR ROBOTIC PROGRAMMING)

T-A001TP	Adjustable teach pointer	T-A075TP	Teach pointer, 3/4" CTWD
T-A050TP	Teach pointer, 1/2" CTWD	T-A10MTP	Teach pointer, 10 mm CTWD
T-A062TP	Teach pointer, 5/8" CTWD	T-A15MTP	Teach pointer, 15 mm CTWD

ACCULOCK™ R GAS DIFFUSERS

D-ATTH	Gas diffuser, thread-on, AccuLock™ R	D-ATSH	Gas diffuser, slip-on, AccuLock™ R
---------------	--------------------------------------	---------------	------------------------------------

NOTE: ADD "-100" TO THE END OF THE ABOVE GAS DIFFUSER PART NUMBERS FOR QUANTITIES OF 100.

TOUGH LOCK® HEAVY DUTY (HD) CONTACT TIPS

403-20-30	for 0.030" (0.8 mm) wire	403-20-1.4	for 0.055" (1.4 mm) wire
403-20-35	for 0.035" (0.9 mm) wire	403-20-116	for 1/16" (1.6 mm) wire
403-20-1.0	for 0.040" (1.0 mm) wire	403-20-1.8	for 0.072" (1.8 mm) wire
403-20-45	for 0.045" (1.2 mm) wire	403-20-78	for 0.078" (2.0 mm) wire
403-20-364	for 3/64" (1.2 mm) wire	403-20-564	for 5/64" (2.0 mm) wire
403-20-52	for 0.052" (1.3 mm) wire	403-20-332	for 3/32" (2.4 mm) wire

CONSUMABLE OPTIONS (CONTINUED)

TOUGH LOCK® HEAVY DUTY TAPERED CONTACT TIPS

403-21-30	for 0.030" (0.8 mm) wire	403-21-45	for 0.045" (1.2 mm) wire
403-21-35	for 0.035" (0.9 mm) wire	403-21-52	for 0.052" (1.3 mm) wire
403-21-1.0	for 0.040" (1.0 mm) wire	403-21-116	for 1/16" (1.6 mm) wire

TOUGH LOCK® EXTENDED LIFE HEAVY DUTY (EHD) CONTACT TIPS

403-27-30	for 0.030" (0.8 mm) wire	403-27-45	for 0.045" (1.2 mm) wire
403-27-35	for 0.035" (0.9 mm) wire	403-27-364	for 3/64" (1.2 mm) wire
403-27-1.0	for 0.040" (1.0 mm) wire		

TOUGH LOCK® STANDARD DUTY (SD) CONTACT TIPS

403-14-30	for 0.030" (0.8 mm) wire	403-14-45	for 0.045" (1.2 mm) wire
403-14-35	for 0.035" (0.9 mm) wire		

TOUGH LOCK® STANDARD DUTY TAPERED CONTACT TIPS

403-12-30	for 0.030" (0.8 mm) wire	403-12-1.0	for 0.040" (1.0 mm) wire
403-12-35	for 0.035" (0.9 mm) wire	403-12-45	for 0.045" (1.2 mm) wire

TOUGH LOCK® TEACH POINTERS (USED FOR ROBOTIC PROGRAMMING)

403-20-01	Adjustable teach pointer	403-20-075	Teach pointer, 3/4" CTWD
403-20-05	Teach pointer, 1/2" CTWD	403-20-10mm	Teach pointer, 10 mm CTWD
403-20-062	Teach pointer, 5/8" CTWD	403-20-15mm	Teach pointer, 15 mm CTWD

TOUGH LOCK® RETAINING HEADS

404-18	SD – retaining head for slip-on nozzles	404-32	HD – retaining head for slip-on nozzles
		404-52	HD – retaining head for thread-on nozzles

NOZZLES

PART NUMBER	DESCRIPTION	STYLE	COMPATIBLE CONSUMABLES SERIES	
			TOUGH LOCK®	ACCULOCK™ R
401-6-62	HD - 5/8" bore, 1/8" recess (copper)	Slip-on	X	X
401-5-62	HD - 5/8" bore, 1/4" recess (copper)	Slip-on	X	-
401-6-50	HD - 1/2" bore, 1/8" recess (copper)	Slip-on	X	-
401-81-62	HD - 5/8" bore, 1/8" stick out (copper)	Slip-on	X	X
401-8-62	SD - 5/8" bore, 1/8" stick out (copper)	Slip-on	X	X
401-42-50	SD - 1/2" bore, 1/8" recess (bottleneck, brass)	Slip-on	X	-
401-48-50	SD - 1/2" bore, 1/8" stick out (bottleneck, brass)	Slip-on	X	-
401-48-62	HD - 5/8" bore, flush tip (bottleneck, copper)	Slip-on	X	X
401-71-62	HD - 5/8" bore, 1/8" recess (brass), straight bore	Slip-on	-	X
401-87-62	HD - 5/8" bore, 1/8" stick out (brass)	Slip-on	X	X
401-30-62	HD - 5/8" bore, 1/8" stick out (bottleneck, brass)	Slip-on	-	X
401-14-62	HD - 5/8" bore, 1/8" recess (copper)	Thread-on	X	X
401-18-62	SD - 5/8" bore, 1/8" stick out (copper)	Thread-on	-	X
401-43-62	SD - 5/8" bore, 1/8" recess (copper)	Thread-on	-	X
401-20-62	HD - 5/8" bore, 1/8" stick out (copper)	Thread-on	X	X
401-30-62T	SD - 5/8" bore, 1/8" stick out (bottleneck, brass)	Thread-on	-	X

SEE THE TOUGH LOCK® CONSUMABLES SPEC SHEET (SP-TLC) FOR MORE OPTIONS

CONSUMABLE OPTIONS (CONTINUED)

QUICK LOAD® LINERS

415-26	QUICK LOAD® Liner Retainer
415-24	QUICK LOAD® Liner Retainer (required for 3/32" wire)
415-30-6Q	QUICK LOAD® Liner for 0.030" (0.8 mm) wire; 6' (1.8 m)
415-30-15Q	QUICK LOAD® Liner for 0.030" (0.8 mm) wire; 15' (4.5 m)
415-35-6Q	QUICK LOAD® Liner for 0.035" (0.9 mm) - 0.045" (1.2 mm) wire; 6' (1.8 m)
415-35-10Q	QUICK LOAD® Liner for 0.035" (0.9 mm) - 0.045" (1.2 mm) wire; 10' (3.05 m)
415-35-15Q	QUICK LOAD® Liner for 0.035" (0.9 mm) - 0.045" (1.2 mm) wire; 15' (4.5 m)
415-116-6Q	QUICK LOAD® Liner for 0.052" (1.3 mm) - 1/16" (1.6 mm) wire; 6' (1.8 m)
415-116-10Q	QUICK LOAD® Liner for 0.052" (1.3 mm) - 1/16" (1.6 mm) wire; 10' (3.05 m)
415-116-15Q	QUICK LOAD® Liner for 0.052" (1.3 mm) - 1/16" (1.6 mm) wire; 15' (4.5 m)

QUICK LOAD® E-Z FEED™ LINERS

415-31	QUICK LOAD® Liner Retainer (required for 415-116-062Q liner)
415-35-062Q	QUICK LOAD® Liner for 0.035" (0.9 mm) - 0.045" (1.2 mm) cored wire; 6' (1.8 m) (requires 415-26 retainer)
415-116-062Q	QUICK LOAD® Liner for 0.045" (1.2 mm) - 1/16" (1.6 mm) cored wire; 6' (1.8 m) (requires 415-31 retainer)

CONVENTIONAL LINERS [REQUIRED FOR MIG GUNS EQUIPPED WITH WIRE BRAKE ONLY]

415-30-6	for 0.030" (0.8 mm) wire; 6' (1.8 m) – round wound
415-30-15	for 0.030" (0.8 mm) wire; 15' (4.5 m) – round wound
415-35-6	for 0.035" (0.9 mm) - 0.045" (1.2 mm) wire; 6' (1.8 m) – round wound
415-35-10	for 0.035" (0.9 mm) - 0.045" (1.2 mm) wire; 10' (3.05 m) – round wound
415-35-15	for 0.035" (0.9 mm) - 0.045" (1.2 mm) wire; 15' (4.5 m) – round wound
415-116-6	for 0.052" (1.3 mm) - 1/16" (1.6 mm) wire; 6' (1.8 m) – round wound
415-116-10	for 0.052" (1.3 mm) - 1/16" (1.6 mm) wire; 10' (3.05 m) – round wound
415-116-15	for 0.052" (1.3 mm) - 1/16" (1.6 mm) wire; 15' (4.5 m) – round wound
415-564-6	for 1/16" (1.6 mm) - 5/64" (2.0 mm) wire; 6' (1.8 m) – round wound
415-564-15	for 1/16" (1.6 mm) - 5/64" (2.0 mm) wire; 15' (4.5 m) – flat wound
415-332-6	for 0.078" (2.0 mm) - 3/32" (2.4 mm) wire; 6' (1.8 m) – flat wound
415-332-15	for 0.078" (2.0 mm) - 3/32" (2.4 mm) wire; 15' (4.5 m) – flat wound

JUMP LINERS (required for MIG guns equipped with wire brake only; to be used with conventional liners)

495-18-35	for 0.035" (0.9 mm) - 0.045" (1.2 mm) wire; 26"
495-18-116	for 0.045" (1.2 mm) - 1/16" (1.6 mm) wire; 26"

COMPONENTS

AIR-COOLED NECKS

405-22QC	22 degree neck, short length	405-45QCL	45 degree neck, medium length
405-22QCL	22 degree neck, medium length	405-45QCL1*	45 degree neck, long length
405-45QC	45 degree neck, short length	405-180QC	180 degree neck, medium length

* NON-CONFIGURABLE NECK OPTION

TOUGH GUN I.C.E.® NECKS

590-22-X.XXX	22 degree neck, short length	590-45L-X.XXX*	45 degree neck, medium length
590-22L-X.XXX*	22 degree neck, medium length	590-45L1-X.XXX*	45 degree neck, long length
590-45-X.XXX	45 degree neck, short length	590-180-X.XXX*	180 degree neck, medium length

* NON-CONFIGURABLE NECK OPTION

NOTE: XX IN THE PART NUMBERS ABOVE REPRESENT NOZZLE O.D.; I.E. 590-22-0.938 = 0.938" O.D. , 590-45L1-1.106 = 1.106" O.D. (REFER TO THE O.D. COLUMN IN THE TOUGH LOCK® CONSUMABLES SPEC SHEET (SP-TLC) FOR MORE INFORMATION)

UNICABLES

CA3UXX	Replaceable Unicable, Clutch	CA3UXXS	Replaceable Unicable, Solid Mount
ECA3UXX	Replaceable Unicable, Clutch (Euro)	ECA3UXXS	Replaceable Unicable, Solid Mount (Euro)

NOTE: XX IN THE PART NUMBERS ABOVE REPRESENT CABLE LENGTH; I.E. CA3U04 = 4 FT, CA3U04.5 = 4.5 FT, CA3U10 = 10 FT, ETC. (REFER TO ORDERING INFORMATION ON THE LAST PAGE FOR AVAILABLE CABLE LENGTHS)

CONTROL CABLES

519-1	2 meter – not terminated
519-2	5 meter – not terminated
519-4	18" 4-pin AMP® CPC Series connector (Motoman®/Miller®)
519-6	24" 3-pin Amphenol® 97 Series connector
519-9	18" 12-pin Burndy® UTG Series connector (ABB®)
519-10	24" 5-pin Mini plug

FOR CLUTCH ONLY

AS-708-14	3-pin two Cable Cordset - complete length (includes both AS-708-14-1 & AS-708-14-2)
AS-708-14-1	Clutch Cord - coiled 0.3M; terminated both ends mini plug 3-pin female to male
AS-708-14-2	Cordset - main length 5.0M; 3-pin female to not terminated

MOUNTING OPTIONS

GUN MOUNTS

CACM Clutch Mount

CASM Solid Mount

MOUNTING ARMS (Please see Gun Configurations for dimensional information)

CA2201	Mounting Arm for 22 degree short length neck (part #405-22QC); 316 mm TCP
CA2202	Mounting Arm for 22 degree medium length neck (part #405-22QCL); 350 mm TCP
CA2203	Mounting Arm for 22 degree medium length neck (part #405-22QCL); 400 mm TCP
CA4501	Mounting Arm for 45 degree medium length neck (part #405-45QCL); 350 mm TCP
CA4502	Mounting Arm for 45 degree long length neck (part #405-45QCL1); 400 mm TCP
CA1801	Mounting Arm for 180 degree neck (part #405-180QC); 294 mm TCP

INSULATING/TRANSITION DISCS

FOR ABB® ROBOTS

59D02	IRB6, IRB140, 1400, 1500, 1600, 2000, 4000, M97A, IRB2400L
59D04	IRB2400-10, IRB2400-16, IRB2600, IRB440L, IRB4600-20/2.5
59DT-011	IRB1600ID (kit includes transition disc and 59D02 insulating disc)

FOR COMAU® ROBOTS

59D01	Smart6 6-14
--------------	-------------

FOR FANUC® ROBOTS

59D02	100, 100i, 100iB, 120iB, S-6, M710-20L
59D05	ArcMate 50iB, 50iC
59DT-003	100iC, 100iC-12, 100iC-6L, 100iC-7L, 100iC-8L, 120iC, 120iC-10L, 120iC-12L, M710iC-12L (kit includes transition disc and 59D01 insulating disc)
59DT-010	100iD, 100iD-10L (kit includes transition disc and 59D01 insulating disc)

FOR KAWASAKI® ROBOTS

59DT-001	RS050N, RS30N, RS030N, RS80N (kit includes transition disc and 59D02 Insulating disc)
-----------------	--

FOR KUKA® ROBOTS

59D02	KR5 arc, KR6, KR6-2, KR6 arc, KR6 KS, KR16 L6, KR16 L6 arc, KR16 LS KS
59D05	KR5 R1400, KR6 R700 sixx, KR6 R900 sixx, KR10 R900 sixx, KR10 R1100 sixx, KR6 R1820, KR8R1620, KR10, R1420
59D06	KR16, KR16-2, KR16 S, KR16 KS, KR30 L16-2, KR20, R3100
59DT-006	KR30, KR60, KR60 L45, KR60 L30 (kit includes transition disc and 59D02 insulating disc)
59DT-012	KR16 HW (kit includes transition disc and 59D02 insulating disc)

FOR MILLER® ROBOTS

59D02	MRV-2
--------------	-------

FOR OTC DAIHEN® ROBOTS

59D02	MRV-6, EX-V6, EX-V6L, NV25, EX-V16, DR-2000, DR-4400, DR-4200L, DR-4400
--------------	---

FOR PANASONIC® ROBOTS

59D03	VR-008A, VR-006A, VR-005C, VR-005LII, AW-010A, AW-8010, AW-005A, AW-005C, AW-005CL, AW-006A, VR-006AL, TL-1800, TL-2000, TA-1600, TA-1800, TA-2000
59DT-005	TM-1100, TM-1400, TM-1600, TM-1800 (kit includes transition disc and 59D02 insulating disc)

FOR REIS® ROBOTS

59D06	RV4, RV6, RV6L, RV20-6
--------------	------------------------

FOR UNIVERSAL ROBOTS

59D06	UR5, UR5e, UR10, UR10e
--------------	------------------------

FOR YASKAWA® MOTOMAN® ROBOTS

59D02	K6A, K10S, SK6, SK16, SK16X, HP6, HP50-20, MH50-20, MH6, SSF2000, UP6, UP20
59D05	K35, HP3, HP3C, HP3JC, MH5, MH5L, SV3
59D07	MH5, MH5L
59DT-001	MH50 (kit includes transition disc and 59D02 insulating disc)
59DT-002	EA Series (kit includes transition disc and 59D03 insulating disc)
59DT-008	MA1440, AR1440, MH12, MA2010, AR2010, MA3210, MH4, AR1730 (kit includes transition disc and 59D01 insulating disc)
59DT-013	HC10DT-XP (kit includes transition disc and 59D02 insulating disc)

POWER PINS

POWER PINS

426	Bernard®	214-7	Lincoln®	214-30	Panasonic®
425-20E	Euro	214-40	Lincoln® (short)	214	Tweco® #4
214-17	Fronius®	214-1	Miller®	214-12	Tweco® #5
425E	L-Tec® Euro	214-39	OTC Daihen®	214-18	Tweco® #5 (external gas line)

AUTOLENGTH™ PINS*

425-X20	Euro	214-X1	Miller®	214-X0	Tweco® #4
214-X17	Fronius®	214-X39	OTC Daihen®	214-X12	Tweco® #5
214-X40	Lincoln® (short)	214-X30	Panasonic®		

*FOR USE WITH QUICK LOAD® LINERS ONLY.

NOTE: FOR WIRE SIZES BETWEEN 0.030" AND 0.045", X="8"; FOR WIRE SIZES BETWEEN 0.052" AND 3/32", X="9". AUTOLENGTH™ PIN NOT COMPATIBLE WITH WIRE SIZE SELECTIONS FOR ALUMINUM WIRE.

PERIPHERALS & ACCESSORIES

TOUGH GUN® TT4 REAMER



POWER THROUGH WELD SPATTER FOR INCREASED UPTIME AND WELD QUALITY

Automating spatter removal helps to extend the life of your robotic MIG guns and consumables, benefiting your bottom line, production uptime and throughput. Operates reliably in the harshest welding environments.

VISIT BERNARDTREGASKISS.COM/TT4 FOR ORDERING INFORMATION.

TOUGH GARD® MULTI-FEED SYSTEM



Eliminate the need to frequently refill sprayer reservoirs with the TOUGH GARD multi-feed system from Tregaskiss®. Feed up to 10 TOUGH GUN® reamer units from a single 5-gallon or 55-gallon drum of TOUGH GARD anti-spatter liquid.

- TG-103-05-2** for 5-Gallon pail (up to 2 nozzle cleaning stations)
- TG-103-05-10** for 5-Gallon pail (up to 10 nozzle cleaning stations)
- TG-103-55-10** for 55-Gallon drum (up to 10 nozzle cleaning stations)

TOUGH GARD® ANTI-SPATTER LIQUID



This ready-to-use water-soluble, non-toxic product creates a sacrificial surface that reduces spatter adhesion. This prolongs the life of your consumables and minimizes downtime due to nozzle cleaning which can help reduce your operating and maintenance costs.

- TG-101-05** 5.28 U.S. Gallon / 20 L
- TG-101-55** 55 U.S. Gallon / 208 L
- TG-101-01** 1 U.S. Gallon / 3.78 L
- TG-101-32SP** 32 fl. oz. / 946 mL (spray bottle)
- TG-101-14S** 16.9 fl. oz. / 500 mL

TOUGH GARD® MULTI-FEED SYSTEM HOSE [SOLD SEPARATELY]

- TG-103-100** 100' Multi-Feed Hose
- TG-103-200** 200' Multi-Feed Hose

NECK CHECKING FIXTURE



The TOUGH GUN® neck checking fixture allows you to verify and re-master your tool center point (TCP). In the event of a collision, this fixture can be used to realign the neck.

- G-405CA** Neck Checking Fixture for air-cooled Neck assemblies
- G-405CA + G-495-8** Neck Checking Fixture for TOUGH GUN I.C.E.® Neck assemblies

ORDERING INFORMATION

STEP #1: TOUGH GUN® CA3 ROBOTIC MIG GUN

CA3 Series			Gun Style	Neck	Options	Contact Tip** + Diffuser	Cable Length	Nozzle	Control Cable	Wire Size***	Power Pin
R	A	1	1	A	A	C	G	D	1	C	M
			1 Clutch 2 Solid mount**	AIR-COOLED SHORT LENGTH A 22 degree 405-22QC B 45 degree 405-45QC C 180 degree 405-180QC MEDIUM LENGTH D 22 degree 405-22QCL E 45 degree 405-45QCL TOUGH GUN I.C.E.® + SHORT LENGTH H 22 degree 590-22-XXXX J 45 degree 590-45-XXXX	A No options B Wire Brake C Air Blast E Wire brake + air blast	ACCULOCK™ FOR SLIP-ON NOZZLES A T-A0XXCH [^] + D-ATSH B T-A0XXZH [^] + D-ATSH C T-A0XXWH [^] + D-ATSH FOR THREAD-ON NOZZLES D T-A0XXCH [^] + D-ATTH E T-A0XXZH [^] + D-ATTH F T-A0XXWH [^] + D-ATTH NO CONSUMABLES 0† No contact tip/diffuser	A 3.0 ft B 3.5 ft C 4.0 ft D 4.5 ft E 5.0 ft F 5.5 ft G 6.0 ft H 6.5 ft J 7.0 ft K 7.5 ft L 8.0 ft M 8.5 ft N 9.0 ft P 9.5 ft R 10.0 ft S 12.0 ft T 15.0 ft	SLIP-ON A 401-6-62 D 401-81-62 G 401-8-62 K 401-48-62 N 401-71-62 P 401-87-62 3 401-30-62 THREAD-ON D 401-14-62 E 401-18-62 G 401-43-62 L 401-20-62 4 401-30-62T NO CONSUMABLES 0 No nozzle	0 No cable BARE END 1 5m 2 2m 4-Pin 3 18" 3-Pin 4 24" 12-Pin 5 18" 5-Pin 7 24"	QUICK LOAD® PRO LINER++ A 0.035" N 1.0 mm P 0.045" W 0.052" Y 1/16" STANDARD LINER™ B 0.030" C 0.035" D 1.0 mm E 0.045" G 0.052" J 1/16" K 0.070" L 0.078" M 3/32" TEFLON® LINER FOR ALUMINUM R 0.035" T 1/16" U 0.045" NO CONSUMABLES 0 N/A	B Bernard® 426 D OTC Daihen® 214-39 E Euro 425-20E F Fronius® 214-17 L Lincoln® 214-7 M Miller® 214-1 C L-Tec® Euro 425E P Panasonic® 214-30 R Tweco® #5 (external gas line) 214-18 S Lincoln® (short) 214-40 T Tweco® #4 214 W Tweco® #5 214-12

**CONTROL CABLE OPTION NOT AVAILABLE FOR SOLID MOUNT MODELS
 +X.XXX REPRESENTS NOZZLE O.D.
 **XX = WIRE SIZE
 ^NOT AVAILABLE IN 0.055" OR 0.078" WIRE SIZES
 *AVAILABLE IN 0.035", 1.0 MM AND 0.045" WIRE SIZES
 •AVAILABLE IN 0.035", 1.0 MM, 0.045" AND 0.052" WIRE SIZES
 ***WIRE SIZE OPTION DETERMINES CONTACT TIP AND LINER SIZE
 ++RECOMMENDED LINER PROVIDES SUPERIOR WIRE FEEDING; NOT AVAILABLE IN CABLE LENGTHS LONGER THAN 6 FEET;
 NOT COMPATIBLE WITH WIRE BRAKE SELECTION
 ***QUICK LOAD® LINER COMES STANDARD ON ALL CONFIGURATIONS UP TO 1/16" WIRE SIZE EXCEPT IF EQUIPPED WITH WIRE BRAKE;
 CONVENTIONAL REAR-LOADING LINER COMES STANDARD ON ALL CONFIGURATIONS EQUIPPED WITH WIRE BRAKE
 † IF CONFIGURING GUN WITHOUT CONSUMABLES, "0" MUST BE SELECTED FOR "CONTACT TIP + DIFFUSER", "NOZZLE", AND "WIRE SIZE" OPTIONS

STEP #2: INSULATING/TRANSITION DISC

Select your insulating disc from page 9 and enter it here:

STEP #3: MOUNTING ARM

Select your mounting arm from page 9 and enter it here:

BRAND AND PRODUCT NAMES SHOWN ABOVE ARE TRADEMARKS OF THEIR RESPECTIVE OWNERS.
 TREGASKISS®, TOUGH GUN®, TOUGH LOCK®, TOUGH ACCESS™ AND QUICK LOAD® ARE TRADEMARKS OF TREGASKISS®, A DIVISION OF ITW CANADA INC.
 SUBJECT TO CHANGE – THE INFORMATION PRESENTED IN THIS SPEC SHEET IS ACCURATE TO THE BEST OF OUR KNOWLEDGE AT THE TIME OF PRINTING.
 PLEASE VISIT BERNARDTREGASKISS.COM FOR THE MOST UP-TO-DATE INFORMATION.

DISTRIBUTED BY:

©2024 Tregaskiss®

